

WASHITA COUNTY
2021-2022
ESTIMATE OF NEEDS
AND FINANCIAL STATEMENT OF THE
FISCAL YEAR 2020-2021

FILED
OCT 14 2021
State Auditor & Inspector

BOARD OF COUNTY COMMISSIONERS OF
THE COUNTY OF WASHITA
STATE OF OKLAHOMA

Two copies of this Financial Statement and Estimate of Needs should be filed with the County Clerk not later than August 17 for all Counties. After approval by the Excise Board and the levies are made, both statements should be signed by the appropriate Board Members. One complete signed copy must be sent to the State Auditor and Inspector, 2300 N. Lincoln Blvd., State Capital, Room 123, Oklahoma City, OK 73105. If publication may not be had by date required for filing, affidavit and proof of publication are required to be attached within five days after date of filing.

THE 2021-2022
ESTIMATE OF NEEDS

AND

FINANCIAL STATEMENT OF THE
FISCAL YEAR 2020-2021

PREPARED BY Britton, Kuykendall & Miller, CPA's, P.C.
SUBMITTED TO THE WASHITA COUNTY
EXCISE BOARD THIS 14th DAY OF October 2021

BOARD OF COUNTY COMMISSIONERS

Chairman <u><i>Lo Polanco</i></u>	County Clerk <u><i>Kristen Howell</i></u>
Commissioner <u><i>B. J.</i></u>	Commissioner <u><i>H. J.</i></u>
Treasurer <u><i>Bob Williams</i></u>	Assessor <u><i>Kristy Uecker</i></u>
Court Clerk <u><i>Lynne Lemilew</i></u>	Sheriff <u><i>Regan & Renee</i></u>

RECEIVED
OCT 14 2021
State Auditor
and Inspector

Index Page

Exhibit A	County General	1
Exhibit D	County Highway Unrestricted	11
Total Exhibit I's		19
I-1103	County Bridge and Road Improvement	20
I-1201	911 Phone Fees	21
I-1204	Assessor Revolving Fee	22
I-1205	Assessor Visual Inspection	23
I-1208	County Clerk Lien Fee	24
I-1209	County Clerk Records Management and Preservation	25
I-1211	Court Clerk Payroll	26
I-1218	Local Emergency Planning Committee	27
I-1220	Resale Property	28
I-1223	Sheriff Commissary	29
I-1226	Sheriff Service Fee	30
I-1230	Treasurer Mortgage Certification	31
I-1232	Sheriff Drug Buy	32
I-1233	Drug Court	33
I-1401	Community Development Block Grants Assigned by County	34
I-1403	Community Development Block Grants Assigned by County	35
I-1427	Rural Economic Action Plan (REAP) Assigned by County	36
I-1566	American Rescue Plan Act 2021	37
Total Exhibit I.ST's		39
I.ST-1303	Ambulance Service District Sales Tax	40
I.ST-1308	Extension Sales Tax	41
I.ST-1310	Fair Maintenance Sales Tax	42
I.ST-1311	General Gov't Sales Tax	43
I.ST-1315	Jail Sales Tax	44
I.ST-1321	Rural Fire Sales Tax	45
I.ST-1322	Senior Citizens Sales Tax	46
I.ST-1331	Jail Debt Payments	47
Total Exhibit M's		49
M-7201	Court Clerk Revolving	50
M-7205	Law Library	51
M-7210	Court Clerk Preservation	52
M-7402	Excess Resale	53
M-7702	Independent School Remit	54
M-7703	Municipal-City-Town Remit	55
M-7704	Emergency Medical Service District (EMS-522) Remit	56
M-7707	Library Remit	57
Exhibit W		59
Exhibit X		61
Exhibit Y		63
Exhibit Z		67

WASHITA COUNTY
2021-2022
ESTIMATE OF NEEDS
AND FINANCIAL STATEMENT OF THE
FISCAL YEAR 2020-2021

WASHITA COUNTY, STATE OF OKLAHOMA
STATE OF OKLAHOMA, COUNTY OF WASHITA, ss:

To the County Excise Board of said County and State, Greeting:-

Pursuant to the requirements of 68 O.S. 1991 Section 3002, we submit herewith for your consideration, the within statement of the fiscal condition of the County of Washita, State of Oklahoma, for the fiscal year beginning July 1, 2020 and ending June 30, 2021, together with an itemized statement of the estimated needs thereof for the fiscal year beginning July 1, 2021 and ending June 30, 2022. The same have been prepared in conformity to Statute, in relation to which be it further noted that:

1. We, the members of the Board of County Commissioners of said County and State, do hereby certify that the statements herein submitted show the true and correct conditions of the fiscal affairs of said County for the fiscal year ending June 30, 2021, that said statements comprise a "full and accurate statement of the assessments, receipts and expenditures of the preceding year, made out in detail under separate heads" as required by 19 O.S. 1991 Section 345; that said preparation was had at an official session of said Board, begun on the first Monday in July, 2021 pursuant to the provisions of 68 O.S. 1991 Section 3002.
2. And we further certify that the estimates of the several amounts necessary for current expenses for the fiscal year beginning July 1, 2021 and ending June 30, 2022 as shown under "Schedule 8" were prepared and filed with the Board of County Commissioners as of the first Monday in July 2021, that the same have been correctly entered, and that all estimates made are entered as certified by Department Heads for the respective purposes herein set out. We further certify that the sums requested for salaries of county officers and the deputies are calculated and based upon authority of salary statutes currently effective and applicable in this county.
3. We further certify that the estimated income from sources other than ad valorem tax, shown on "Schedule 4", may reasonably be expected to be collected as a revenue during the ensuing fiscal year, and is not in excess of the 90% of the amounts collected for the same sources during the fiscal year ending June 30, 2021.

Dated at the office of the County Clerk, at Cordell, Oklahoma,
this 4th day of October, 2021.

[Signature]
Chairman

[Signature]
Commissioner

[Signature]
Treasurer

[Signature]
Court Clerk

[Signature]
County Clerk

[Signature]
Commissioner

[Signature]
Assessor

[Signature]
Sheriff

Filed this 4th day of October, 2021
Secretary and Clerk of Excise Board, Washita County, Oklahoma.

Independent Accountant's Compilation Report

Honorable Board of County Commissioners

Washita County, Oklahoma

Management is responsible for the accompanying 2020-2021 prescribed financial statements as of and for the fiscal year ended June 30, 2021, and the 2021-2022 Estimate of Needs (SA&I form 2631R97) and the Publication Sheet (SA&I form 2631R97) for Washita County, included in accompanying prescribed form. We have performed a compilation engagement in accordance with Statements on Standards for Accounting and Review Services promulgated by the Accounting and Review Services Committee of the AICPA. We did not audit or review the prescribed financial statements, estimate of needs and publication sheet nor were we required to perform any procedures to verify the accuracy or completeness of the information provided by management. Accordingly, we do not express an opinion, a conclusion, nor provide any form of assurance on these prescribed financial statements.

The prescribed financial statements, estimate of needs and publication sheets forms are presented in accordance with the requirements prescribed by the Office of the Oklahoma State Auditor and Inspector per 68 OS § 3003.B as defined by 68 OS § 3004-3011 and are not intended to be a complete presentation of the County's assets and liabilities.

This report is intended solely for the information and use of Washita County, Oklahoma, the Excise Board of Washita County Oklahoma and for filing with the State Auditor and Inspector and is not intended to be and should not be used by anyone other than these specific parties.

Britton, Kuschendahl & Miller

AFFIDAVIT OF PUBLICATION

STATE OF OKLAHOMA, COUNTY OF WASHITA

Personally appeared before me, the undersigned Notary Public,
Kristen Dowell County Clerk of the County and State aforesaid, who being first duly sworn according to law, deposes and says: That he/she complied with the law by having the financial statement for the fiscal year ending June 30, 2021, and the estimated needs and the estimated income from sources other than ad valorem taxes, for the fiscal year beginning July 1, 2021 and ending June 30, 2022 published in one issue of the The Cordell Beacon a legally-qualified newspaper published - of general circulation, in said county (strike inapplicable phrase) a copy of which together with proof of publication is herewith attached marked Exhibit "Z" and made a part of hereof.

Kristen Dowell
County Clerk

Subscribed and sworn to before me this 4th day of October, 2021.

Jane Fletcher
Notary Public

11-15-2024

My Commission Expires



AFFIDAVIT OF PUBLICATION

IN THE DISTRICT COURT OF
WASHITA COUNTY, OKLAHOMA

PUBLIC NOTICE
(Published in The Cordell Beacon on October 6, 2021)

PUBLICATION SHEET - WASHITA COUNTY, OKLAHOMA
FINANCIAL STATEMENT OF THE VARIOUS FUNDS FOR THE FISCAL YEAR ENDING JUNE 30, 2021, AND ESTIMATE OF NEEDS
FOR THE FISCAL YEAR ENDING JUNE 30, 2022, OF THE GOVERNING BOARD OF
WASHITA COUNTY, OKLAHOMA

Exhibit "Z"

STATEMENT OF FINANCIAL CONDITION AS OF JUNE 30, 2021	General Fund	Health Fund	Fair Board
ASSETS:			
Cash Balance June 30, 2021	\$ 1,002,107.63	\$ -	\$ -
Investments	\$ -	\$ -	\$ -
TOTAL ASSETS	\$ 1,002,107.63	\$ -	\$ -
LIABILITIES AND RESERVES:			
Warrants Outstanding	\$ 142,615.74	\$ -	\$ -
Reserves for Interest on Warrants	\$ -	\$ -	\$ -
Reserves from Schedule 8	\$ 10,335.55	\$ -	\$ -
TOTAL LIABILITIES AND RESERVES	\$ 152,951.29	\$ -	\$ -
CASH FUND BALANCE (Deficit) JUNE 30, 2021	\$ 849,156.34	\$ -	\$ -
ESTIMATE OF NEEDS FOR FISCAL YEAR ENDING JUNE 30, 2022			
Grand Total Current Expense Needs	\$ 2,576,407.13	\$ -	\$ -
Reserves for Interest on Warrants & Revaluation	\$ -	\$ -	\$ -
Total Required	\$ 2,576,407.13	\$ -	\$ -
FINANCED:			
Cash Fund Balance	\$ 849,156.34	\$ -	\$ -
Revenues Approved by Excise Board	\$ 340,037.53	\$ -	\$ -
Total Deductions	\$ 1,189,193.87	\$ -	\$ -
Balance to Raise from Ad Valorem Tax	\$ 1,387,213.26	\$ -	\$ -

CERTIFICATE - GOVERNING BOARD


Estimate of Needs

I, Zonelle Rainbolt, of lawful age, being duly sworn upon oath, deposes and says: That I am an employee of The Cordell Beacon, a weekly newspaper printed and published in the City of Cordell, County of Washita, and State of Oklahoma, and that the advertisement above referred to, a true and printed copy of which is here unto attached, was published in said newspaper in consecutive issues of the following dates to-wit:


October 6, 2021

That said newspaper has been published continuously and uninterruptedly in said county during a period of one-hundred and four consecutive weeks prior to the publication of the attached notice or advertisement; that it has been admitted to the United States mail as second-class mail matter, that it has a general paid circulation and published news of general interest, and otherwise conforms with all of the statutes of the State of Oklahoma governing legal publications.

Publication Fee \$150.00


Zonelle Rainbolt, Authorized Representative

SUBSCRIBED and sworn to before me this 8th day of October, 2021



HEATHER LYNN FLORES
NOTARY PUBLIC - STATE OF OKLAHOMA
COMMISSION # 17008740
My Commission Expires Sept. 20, 2021
Bonded Through RLI Insurance Company

Notary Public
Commission Number 17008740
My Commission Expires September 20, 2025

COUNTY GENERAL COVERING THE PERIOD 7/1/2020 TO 6/30/2021
ESTIMATE OF NEEDS FOR 2021-2022

EXHIBIT A

Schedule 1, Current Balance Sheet - June 30, 2021		Amount
ASSETS:		
Cash Balance June 30, 2021	\$	1,002,107.63
Investments	\$	-
TOTAL ASSETS	\$	1,002,107.63
LIABILITIES AND RESERVES:		
Warrants Outstanding	\$	142,615.74
Reserve for Interest on Warrants	\$	-
Reserves From Schedule 8	\$	10,335.55
TOTAL LIABILITIES AND RESERVES	\$	152,951.29
CASH FUND BALANCE JUNE 30, 2021	\$	849,156.34
TOTAL LIABILITIES, RESERVES AND CASH FUND BALANCE	\$	1,002,107.63

Schedule 2, Revenue and Requirements for 2020-2021		
	Detail	Total
REVENUE:		
Adjusted Cash Balance June 30, 2020	\$ (10,222.26)	
Cash Fund Balance Transferred From Prior Years	\$ 1,075,196.38	
All Ad Valorem Tax Apportioned	\$ 1,417,673.04	
Miscellaneous Revenue Apportioned	\$ 1,053,722.95	
TOTAL REVENUE		\$ 3,536,370.11
REQUIREMENTS:		
Claims Paid by Warrants Issued	\$ 2,676,878.22	
Reserves From Schedule 8	\$ 10,335.55	
Interest Paid on Warrants	\$ -	
Reserve for Interest on Warrants	\$ -	
TOTAL REQUIREMENTS		\$ 2,687,213.77
ADD: CASH FUND BALANCE AS PER BALANCE SHEET JUNE 30, 2021		\$ 849,156.34
TOTAL REQUIREMENTS AND CASH FUND BALANCE		\$ 3,536,370.11

Schedule 3, Cash Fund Balance Analysis - June 30, 2021			
	Unrestricted	Restricted Sales Tax	Amount
ADDITIONS:			
Miscellaneous Revenue Collected in Excess with Transfer Adjustments	\$ 638,758.38	\$ 80,104.66	\$ 718,863.04
Warrants Estopped, Cancelled or Converted	\$ -	\$ -	\$ -
Fiscal Year 2020-2021 Lapsed Appropriations	\$ 74,779.32	\$ 23,995.30	\$ 98,774.62
Fiscal Year 2019-2020 Lapsed Appropriations	\$ 13,947.80	\$ -	\$ 13,947.80
Ad Valorem Tax Collections in Excess of Estimate	\$ 23,249.21		\$ 23,249.21
TOTAL ADDITIONS	\$ 750,734.71	\$ 104,099.96	\$ 854,834.67
DEDUCTIONS:			
Supplemental Appropriations	\$ (23,985.02)	\$ -	\$ (23,985.02)
Current Tax in Process of Collection	\$ 29,663.35		\$ 29,663.35
TOTAL DEDUCTIONS	\$ 5,678.33	\$ -	\$ 5,678.33
Cash Fund Balance as per Balance Sheet June 30, 2021	\$ 745,056.38	\$ 104,099.96	\$ 849,156.34

COUNTY GENERAL COVERING THE PERIOD 7/1/2020 TO 6/30/2021
ESTIMATE OF NEEDS FOR 2021-2022

EXHIBIT A

Schedule 4: Revenue SOURCE	2019-2020 Account		2020-2021 Account		
	Actually Collected	Amount Estimated	Amount Estimated	Actually Collected	Over (Under)
Ad Valorem Taxes					
9001 Current Tax	\$ -	\$ 1,424,087.18	\$ 1,394,423.83	\$ 1,394,423.83	\$ (29,663.35)
9002 Prior Year	\$ -		\$ 14,240.58	\$ 14,240.58	\$ 14,240.58
9003 Back Year	\$ -		\$ 9,008.63	\$ 9,008.63	\$ 9,008.63
Ad Valorem Tax Total	\$ -	\$ 1,424,087.18	\$ 1,417,673.04	\$ 1,417,673.04	\$ (6,414.14)
9000, Interest, Mortgage Tax					
9009 Interest Unapportion	\$ -	\$ -	\$ 59.92	\$ 59.92	\$ 59.92
9010 Money Market Certificates	\$ -	\$ -	\$ 456.71	\$ 456.71	\$ 456.71
9011 Other Investments	\$ -	\$ 6,000.00	\$ 21,650.56	\$ 21,650.56	\$ 15,650.56
Total for Interest, Mortgage Tax	\$ -	\$ 6,000.00	\$ 22,167.19	\$ 22,167.19	\$ 16,167.19
9100, Local Revenues					
9104 Motor Vehicle Auto Stamps	\$ -	\$ -	\$ 1,140.51	\$ 1,140.51	\$ 1,140.51
9106 County Clerk Fees	\$ -	\$ 62,240.00	\$ 83,961.56	\$ 83,961.56	\$ 21,721.56
9107 Court Clerk Fees	\$ -	\$ -	\$ 15,561.87	\$ 15,561.87	\$ 15,561.87
9112 Farm Implements	\$ -	\$ -	\$ 203.41	\$ 203.41	\$ 203.41
9120 5-yr Manufacturing Exemption Reimbursement	\$ -	\$ -	\$ -	\$ -	\$ -
9122 Permits	\$ -	\$ -	\$ 3,000.00	\$ 3,000.00	\$ 3,000.00
9123 Rebates	\$ -	\$ -	\$ 3,930.52	\$ 3,930.52	\$ 3,930.52
9124 Sheriff Fees	\$ -	\$ -	\$ 24,000.00	\$ 24,000.00	\$ 24,000.00
9127 Treasurer Fees	\$ -	\$ -	\$ 206.00	\$ 206.00	\$ 206.00
9129 Visual Inspection	\$ -	\$ 102,656.00	\$ 115,635.65	\$ 115,635.65	\$ 12,979.65
9130 Wildlife Fines	\$ -	\$ -	\$ 261.87	\$ 261.87	\$ 261.87
Total for Local Revenues	\$ -	\$ 164,896.00	\$ 247,901.39	\$ 247,901.39	\$ 83,005.39
9200, State Revenues					
9203 Election Board Secretary Reimbursements	\$ -	\$ -	\$ 35,498.28	\$ 35,498.28	\$ 35,498.28
9219 OTC - Tobacco	\$ -	\$ -	\$ 14,628.61	\$ 14,628.61	\$ 14,628.61
9220 OTC - Use Tax	\$ -	\$ 27,037.00	\$ 247,226.34	\$ 247,226.34	\$ 220,189.34
9221 Payment In lieu of Taxes	\$ -	\$ -	\$ 135.07	\$ 135.07	\$ 135.07
9224 State Land Reimbursement	\$ -	\$ -	\$ 81.76	\$ 81.76	\$ 81.76
9225 Election Reimbursements	\$ -	\$ -	\$ 2,148.14	\$ 2,148.14	\$ 2,148.14
9235 OTC-Motor Vehicle COCG	\$ -	\$ -	\$ 18,487.71	\$ 18,487.71	\$ 18,487.71
Total for State Revenues	\$ -	\$ 27,037.00	\$ 318,205.91	\$ 318,205.91	\$ 291,168.91
9300, Federal Revenues					
9303 Federal Grants	\$ -	\$ -	\$ 5,625.00	\$ 5,625.00	\$ 5,625.00
9318 Other COVID stimulus	\$ -	\$ -	\$ 254,981.39	\$ 254,981.39	\$ 254,981.39
Total for Federal Revenues	\$ -	\$ -	\$ 260,606.39	\$ 260,606.39	\$ 260,606.39
9400, Miscellaneous Revenues					
9406 Recoveries	\$ -	\$ -	\$ 5,310.37	\$ 5,310.37	\$ 5,310.37
9407 Reimbursements of Expenditures	\$ -	\$ -	\$ 2,308.74	\$ 2,308.74	\$ 2,308.74
9408 Rents/Lease of Public Property	\$ -	\$ -	\$ 2,200.00	\$ 2,200.00	\$ 2,200.00
9410 Royalty	\$ -	\$ -	\$ 4,918.30	\$ 4,918.30	\$ 4,918.30
Total for Miscellaneous Revenues	\$ -	\$ -	\$ 14,737.41	\$ 14,737.41	\$ 14,737.41
TOTAL REVENUES FOR THE COUNTY GENERAL FUND					
Total Unrestricted Revenue	\$ -	\$ 197,933.00	\$ 863,618.29	\$ 863,618.29	\$ 665,685.29
9216 OTC - Sales Tax	\$ -	\$ -	\$ 190,104.66	\$ 190,104.66	\$ 190,104.66
Restricted - Sales Tax Interest	\$ -	\$ 110,000.00	\$ -	\$ -	\$ (110,000.00)
Total Miscellaneous County General	\$ -	\$ 307,933.00	\$ 1,053,722.95	\$ 1,053,722.95	\$ 745,789.95
Ad Valorem Tax	\$ -	\$ 1,424,087.18	\$ 1,417,673.04	\$ 1,417,673.04	\$ (6,414.14)
Grand Total of All Revenues	\$ -	\$ 1,732,020.18	\$ 2,471,395.99	\$ 2,471,395.99	\$ 739,375.81

COUNTY GENERAL COVERING THE PERIOD 7/1/2020 TO 6/30/2021
ESTIMATE OF NEEDS FOR 2021-2022

EXHIBIT A

Schedule 4: Revenue SOURCE	Basis & Limit of Ensuing Estimate	2021-2022 Account	
		Estimated by Governing Board	Approved by Excise Board
Ad Valorem Taxes			
9001 Current Tax	99.48%	\$ 1,387,213.26	\$ 1,387,213.26
9002 Prior Year			
9003 Back Year			
Ad Valorem Tax Total		\$ 1,387,213.26	\$ 1,387,213.26
9000, Interest, Mortgage Tax			
9009 Interest Unapportion	90.00%	\$ 53.93	
9010 Money Market Certificates	90.00%	\$ 411.04	
9011 Other Investments	27.71%	\$ 6,000.00	\$ 6,000.00
Total for Interest, Mortgage Tax		\$ 6,464.97	\$ 6,000.00
9100, Local Revenues			
9104 Motor Vehicle Auto Stamps	90.00%	\$ 1,026.46	
9106 County Clerk Fees	90.00%	\$ 75,565.00	\$ 75,565.00
9107 Court Clerk Fees	90.00%	\$ 14,005.68	
9112 Farm Implements	90.00%	\$ 183.07	
9120 5-yr Manufacturing Exemption Reimbursement	90.00%	\$ -	
9122 Permits	90.00%	\$ 2,700.00	
9123 Rebates	90.00%	\$ 3,537.47	
9124 Sheriff Fees	90.00%	\$ 21,600.00	
9127 Treasurer Fees	90.00%	\$ 185.40	
9129 Visual Inspection	90.00%	\$ 104,072.00	\$ 104,072.00
9130 Wildlife Fines	90.00%	\$ 235.68	
Total for Local Revenues		\$ 223,110.76	\$ 179,637.00
9200, State Revenues			
9203 Election Board Secretary Reimbursements	90.00%	\$ 31,948.45	
9219 OTC - Tobacco	90.00%	\$ 13,165.75	
9220 OTC - Use Tax	17.96%	\$ 44,400.53	\$ 44,400.53
9221 Payment In lieu of Taxes	90.00%	\$ 121.56	
9224 State Land Reimbursement	90.00%	\$ 73.58	
9225 Election Reimbursements	90.00%	\$ 1,933.33	
9235 OTC-Motor Vehicle COCG	90.00%	\$ 16,638.94	
Total for State Revenues		\$ 108,282.14	\$ 44,400.53
9300, Federal Revenues			
9303 Federal Grants	90.00%	\$ 5,062.50	
9318 Other COVID stimulus	90.00%	\$ 229,483.25	
Total for Federal Revenues		\$ 234,545.75	\$ -
9400, Miscellaneous Revenues			
9406 Recoveries	90.00%	\$ 4,779.33	
9407 Reimbursements of Expenditures	90.00%	\$ 2,077.87	
9408 Rents/Lease of Public Property	90.00%	\$ 1,980.00	
9410 Royalty	90.00%	\$ 4,426.47	
Total for Miscellaneous Revenues		\$ 13,263.67	\$ -
TOTAL REVENUES FOR THE COUNTY GENERAL FUND			
Total Unrestricted Revenue	26.64%	\$ 585,667.29	\$ 230,037.53
9216 OTC - Sales Tax	57.86%	\$ 110,000.00	\$ 110,000.00
Restricted - Sales Tax Interest	90.00%	\$ -	
Total Miscellaneous County General		\$ 695,667.29	\$ 340,037.53
Ad Valorem Tax		\$ 1,387,213.26	\$ 1,387,213.26
Grand Total of All Revenues		\$ 2,082,880.55	\$ 1,727,250.79

EXHIBIT A

Schedule 5: County General Fund Balance Sheet of Current and All Prior Years		
CURRENT AND ALL PRIOR YEARS	2020-21	PRE-2020
Cash Balance Reported to Excise Board June 30, 2020	\$ -	\$ 1,270,113.61
Opening Balance from Prior Year	\$ -	\$ -
Cash Fund Balance Transferred Out	\$ 10,222.26	\$ 16,704.65
Cash Fund Balance Transferred In	\$ -	\$ -
Adjusted Cash Balance	\$ (10,222.26)	\$ 1,253,408.96
Ad Valorem Tax Apportioned	\$ 1,417,673.04	\$ -
Miscellaneous Revenue (Schedule 4)	\$ 1,053,722.95	\$ -
Cash Fund Balance Forward From Preceding Year	\$ 1,075,196.38	\$ -
Prior Expenditures Recovered	\$ -	\$ -
TOTAL RECEIPTS	\$ 3,546,592.37	\$ -
TOTAL RECEIPTS AND BALANCE	\$ 3,536,370.11	\$ 1,253,408.96
Warrants of Year in Caption	\$ 2,534,262.48	\$ 177,962.58
Interest Paid Thereon	\$ -	\$ -
TOTAL DISBURSEMENTS	\$ 2,534,262.48	\$ 177,962.58
CASH BALANCE AND INVESTMENTS JUNE 30, 2021	\$ 1,002,107.63	\$ 1,075,446.38
Reserve for Warrants Outstanding	\$ 142,615.74	\$ 250.00
Reserve for Interest on Warrants	\$ -	\$ -
Reserves From Schedule 8	\$ 10,335.55	\$ -
TOTAL LIABILITES AND RESERVE	\$ 152,951.29	\$ 250.00
DEFICIT:	\$ -	\$ -
CASH BALANCE FORWARD TO NEXT YEAR	\$ 849,156.34	\$ 1,075,196.38

Schedule 6: County General Fund Warrant Account of Current and All Prior Years			
CURRENT AND ALL PRIOR YEARS	2020-21	PRE-2020	Total
Warrants Outstanding June 30 of Year in Caption	\$ -	\$ 141,670.96	\$ 141,670.96
Warrants Registered During Year	\$ 2,676,878.22	\$ 36,541.62	\$ 2,713,419.84
TOTAL	\$ 2,676,878.22	\$ 178,212.58	\$ 2,855,090.80
Warrants Paid During Year	\$ 2,534,262.48	\$ 177,962.58	\$ 2,712,225.06
Warrants Converted to Bonds or Judgements	\$ -	\$ -	\$ -
Warrants Cancelled	\$ -	\$ -	\$ -
Warrants Estopped by Statute	\$ -	\$ -	\$ -
TOTAL WARRANTS RETIRED	\$ 2,534,262.48	\$ 177,962.58	\$ 2,712,225.06
TOTAL WARRANTS OUTSTANDING JUNE 30, 2021	\$ 142,615.74	\$ 250.00	\$ 142,865.74

Schedule 7: 2020 Ad Valorem Tax Account			
2020 Net Valuation Cert. To County Excise Board	\$ 150,479,914.00	10.410 Mills	Amount
Total Proceeds of Levy as Certified			\$ 1,566,495.90
Additions:			\$ -
Deductions:			\$ -
Gross Balance Tax			\$ 1,566,495.90
Less Reserve for Delinquent Tax		Prior Year Percent for Delinquency 10%	\$ 142,408.72
Reserve for Protest Pending			\$ 29,663.35
Balance Available Tax			\$ 1,394,423.83
Deduct 2020 Tax Apportioned			\$ 1,394,423.83
Net Balance 2020 Tax in Process of Collection			\$ 0.00
Excess Collections			\$ -

Schedule 9: County General Fund Summary of Expenses				
Total for Expenses	Net Appropriations July 1, 2021	Warrants Issued	Reserves	Approved by County Excise Board
1100 Total Salaries	\$ 2,163,178.38	\$ 2,119,863.96	\$ -	\$ 1,922,995.39
1200 Fringe Benefits	\$ -	\$ -	\$ -	\$ -
1300 Travel Related	\$ 34,374.64	\$ 26,166.43	\$ 100.00	\$ 32,905.25
2000 Total Maintenance & Operations	\$ 425,735.37	\$ 371,017.99	\$ 10,235.55	\$ 466,471.75
4100 Total Machinery & Equipment, Capital Outlay	\$ 7,700.00	\$ 6,618.36	\$ -	\$ 500.00

COUNTY GENERAL COVERING THE PERIOD 7/1/2020 TO 6/30/2021
ESTIMATE OF NEEDS FOR 2021-2022

EXHIBIT A

Schedule 8: Report Of Prior Year's Expenditures				
DEPARTMENTS OF GOVERNMENT APPROPRIATED ACCOUNTS	FISCAL YEAR ENDING JUNE 30, 2020			FY ENDING JUNE, 30 2021
	Reserves 6-30-2020	Warrants Since Issued	Balance Lapsed Appropriations	Original Appropriations
Dept: 0200, District Attorney - County				
2005 Maintenance & Operation	\$ -	\$ -	\$ -	\$ 4,700.00
Total for District Attorney - County	\$ -	\$ -	\$ -	\$ 4,700.00
Dept: 0400, Sheriff				
1110 Full time salaries	\$ -	\$ -	\$ -	\$ 676,761.29
1130 Part Time salaries	\$ -	\$ -	\$ -	\$ 8,000.00
2005 Maintenance & Operation	\$ 28,296.42	\$ 22,424.45	\$ 5,871.97	\$ 150,000.00
Total for Sheriff	\$ 28,296.42	\$ 22,424.45	\$ 5,871.97	\$ 834,761.29
Dept: 0600, Treasurer				
1110 Full time salaries	\$ -	\$ -	\$ -	\$ 182,419.77
1310 Travel	\$ -	\$ -	\$ -	\$ 6,000.00
2005 Maintenance & Operation	\$ -	\$ -	\$ -	\$ 500.00
Total for Treasurer	\$ -	\$ -	\$ -	\$ 188,919.77
Dept: 1000, County Clerk				
1110 Full time salaries	\$ -	\$ -	\$ -	\$ 242,496.00
1310 Travel	\$ -	\$ -	\$ -	\$ 6,000.00
2005 Maintenance & Operation	\$ 1,090.00	\$ 1,149.00	\$ (59.00)	\$ 1,924.00
Total for County Clerk	\$ 1,090.00	\$ 1,149.00	\$ (59.00)	\$ 250,420.00
Dept: 1400, Court Clerk				
1110 Full time salaries	\$ -	\$ -	\$ -	\$ 183,016.77
1310 Travel	\$ -	\$ -	\$ -	\$ 6,000.00
2005 Maintenance & Operation	\$ -	\$ -	\$ -	\$ -
Total for Court Clerk	\$ -	\$ -	\$ -	\$ 189,016.77
Dept: 1600, Assessor				
1110 Full time salaries	\$ -	\$ -	\$ -	\$ 116,186.00
1310 Travel	\$ -	\$ -	\$ -	\$ 9,100.00
2005 Maintenance & Operation	\$ -	\$ -	\$ -	\$ 200.00
4110 Capital Outlay	\$ -	\$ -	\$ -	\$ 3,950.00
Total for Assessor	\$ -	\$ -	\$ -	\$ 129,436.00
Dept: 1700, Visual Inspection				
1110 Full time salaries	\$ -	\$ -	\$ -	\$ 65,121.00
1310 Travel	\$ -	\$ -	\$ -	\$ 5,150.00
2005 Maintenance & Operation	\$ 900.00	\$ -	\$ 900.00	\$ 69,075.00
4110 Capital Outlay	\$ -	\$ -	\$ -	\$ 3,750.00
Total for Visual Inspection	\$ 900.00	\$ -	\$ 900.00	\$ 143,096.00
Dept: 2000, General Government				
1110 Full time salaries	\$ -	\$ -	\$ -	\$ 53,810.00
1310 Travel	\$ -	\$ -	\$ -	\$ 1,500.00
2005 Maintenance & Operation	\$ 19,703.00	\$ 12,468.17	\$ 7,234.83	\$ 175,000.00
4030 Other Improvements	\$ -	\$ -	\$ -	\$ 155,000.00
Total for General Government	\$ 19,703.00	\$ 12,468.17	\$ 7,234.83	\$ 385,310.00
Dept: 2100, Excise Equalization				
1110 Full time salaries	\$ -	\$ -	\$ -	\$ 3,450.00
1310 Travel	\$ -	\$ -	\$ -	\$ 700.00
Total for Excise Equalization	\$ -	\$ -	\$ -	\$ 4,150.00

COUNTY GENERAL COVERING THE PERIOD 7/1/2020 TO 6/30/2021
ESTIMATE OF NEEDS FOR 2021-2022

EXHIBIT A

Schedule 8: Report Of Prior Year's Expenditures						
FISCAL YEAR ENDING JUNE 30, 2021					FISCAL YEAR 2021-2022	
Supplemental Adjustments	Net Amount of Appropriations	Warrants Issued	Reserves	Lapsed Balance Known to be Unencumbered	Needs as Estimated by Governing Board	Approved by County Excise Board
Dept: 0200, District Attorney - County						
\$ -	\$ 4,700.00	\$ 3,902.85	\$ -	\$ 797.15	\$ 3,000.00	\$ 3,000.00
\$ -	\$ 4,700.00	\$ 3,902.85	\$ -	\$ 797.15	\$ 3,000.00	\$ 3,000.00
Dept: 0400, Sheriff						
\$ (8,234.35)	\$ 668,526.94	\$ 668,526.94	\$ -	\$ 0.00	\$ 829,069.00	\$ 829,069.00
\$ 9,142.41	\$ 17,142.41	\$ 15,399.61	\$ -	\$ 1,742.80	\$ 8,000.00	\$ 8,000.00
\$ (908.06)	\$ 149,091.94	\$ 149,051.94	\$ -	\$ 40.00	\$ 150,000.00	\$ 150,000.00
\$ -	\$ 834,761.29	\$ 832,978.49	\$ -	\$ 1,782.80	\$ 987,069.00	\$ 987,069.00
Dept: 0600, Treasurer						
\$ -	\$ 182,419.77	\$ 176,994.89	\$ -	\$ 5,424.88	\$ 180,950.00	\$ 180,950.00
\$ -	\$ 6,000.00	\$ 6,000.00	\$ -	\$ -	\$ 6,000.00	\$ 6,000.00
\$ -	\$ 500.00	\$ -	\$ -	\$ 500.00	\$ -	\$ -
\$ -	\$ 188,919.77	\$ 182,994.89	\$ -	\$ 5,924.88	\$ 186,950.00	\$ 186,950.00
Dept: 1000, County Clerk						
\$ -	\$ 242,496.00	\$ 240,684.26	\$ -	\$ 1,811.74	\$ 240,717.00	\$ 240,717.00
\$ -	\$ 6,000.00	\$ 6,000.00	\$ -	\$ -	\$ 6,000.00	\$ 6,000.00
\$ -	\$ 1,924.00	\$ 1,448.36	\$ 250.00	\$ 225.64	\$ -	\$ -
\$ -	\$ 250,420.00	\$ 248,132.62	\$ 250.00	\$ 2,037.38	\$ 246,717.00	\$ 246,717.00
Dept: 1400, Court Clerk						
\$ 5,425.79	\$ 188,442.56	\$ 186,084.98	\$ -	\$ 2,357.58	\$ 181,110.39	\$ 181,110.39
\$ -	\$ 6,000.00	\$ 6,000.00	\$ -	\$ -	\$ 6,000.00	\$ 6,000.00
\$ -	\$ -	\$ -	\$ -	\$ -	\$ -	\$ -
\$ 5,425.79	\$ 194,442.56	\$ 192,084.98	\$ -	\$ 2,357.58	\$ 187,110.39	\$ 187,110.39
Dept: 1600, Assessor						
\$ -	\$ 116,186.00	\$ 114,354.20	\$ -	\$ 1,831.80	\$ 115,947.00	\$ 115,947.00
\$ -	\$ 9,100.00	\$ 7,326.00	\$ -	\$ 1,774.00	\$ 7,555.25	\$ 7,555.25
\$ -	\$ 200.00	\$ 132.36	\$ 1,686.61	\$ (1,618.97)	\$ 544.75	\$ 544.75
\$ -	\$ 3,950.00	\$ 3,424.54	\$ -	\$ 525.46	\$ -	\$ -
\$ -	\$ 129,436.00	\$ 125,237.10	\$ 1,686.61	\$ 2,512.29	\$ 124,047.00	\$ 124,047.00
Dept: 1700, Visual Inspection						
\$ (8,189.04)	\$ 56,931.96	\$ 55,564.14	\$ -	\$ 1,367.82	\$ 66,490.00	\$ 66,490.00
\$ (150.00)	\$ 5,000.00	\$ 460.61	\$ -	\$ 4,539.39	\$ 4,650.00	\$ 4,650.00
\$ (17,229.57)	\$ 51,845.43	\$ 47,141.19	\$ -	\$ 4,704.24	\$ 99,345.00	\$ 99,345.00
\$ -	\$ 3,750.00	\$ 3,193.82	\$ -	\$ 556.18	\$ -	\$ -
\$ (25,568.61)	\$ 117,527.39	\$ 106,359.76	\$ -	\$ 11,167.63	\$ 170,485.00	\$ 170,485.00
Dept: 2000, General Government						
\$ -	\$ 53,810.00	\$ 51,698.81	\$ -	\$ 2,111.19	\$ -	\$ -
\$ -	\$ 1,500.00	\$ 327.18	\$ 100.00	\$ 1,072.82	\$ 1,000.00	\$ 1,000.00
\$ -	\$ 175,000.00	\$ 164,911.85	\$ 8,298.94	\$ 1,789.21	\$ 165,000.00	\$ 165,000.00
\$ -	\$ 155,000.00	\$ 153,211.48	\$ -	\$ 1,788.52	\$ 153,534.74	\$ 153,534.74
\$ -	\$ 385,310.00	\$ 370,149.32	\$ 8,398.94	\$ 6,761.74	\$ 319,534.74	\$ 319,534.74
Dept: 2100, Excise Equalization						
\$ -	\$ 3,450.00	\$ 3,003.53	\$ -	\$ 446.47	\$ 3,450.00	\$ 3,450.00
\$ -	\$ 700.00	\$ -	\$ -	\$ 700.00	\$ 700.00	\$ 700.00
\$ -	\$ 4,150.00	\$ 3,003.53	\$ -	\$ 1,146.47	\$ 4,150.00	\$ 4,150.00

COUNTY GENERAL COVERING THE PERIOD 7/1/2020 TO 6/30/2021
ESTIMATE OF NEEDS FOR 2021-2022

EXHIBIT A

Schedule 8: Report Of Prior Year's Expenditures				
DEPARTMENTS OF GOVERNMENT APPROPRIATED ACCOUNTS	FISCAL YEAR ENDING JUNE 30, 2020			FY ENDING JUNE, 30 2021
	Reserves 6-30-2020	Warrants Since Issued	Balance Lapsed Appropriations	Original Appropriations
Dept: 2200, Election Board				
1110 Full time salaries	\$ -	\$ -	\$ -	\$ 87,422.80
1130 Part Time salaries	\$ -	\$ -	\$ -	\$ 1,000.00
1310 Travel	\$ -	\$ -	\$ -	\$ 500.00
2005 Maintenance & Operation	\$ 500.00	\$ 500.00	\$ -	\$ 9,100.00
4110 Capital Outlay	\$ -	\$ -	\$ -	\$ 500.00
Total for Election Board	\$ 500.00	\$ 500.00	\$ -	\$ 98,522.80
Dept: 2700, Emergency Management				
1110 Full time salaries	\$ -	\$ -	\$ -	\$ 58,885.00
Total for Emergency Management	\$ -	\$ -	\$ -	\$ 58,885.00
Dept: 4500, County Audit Budget				
2005 Maintenance & Operation	\$ -	\$ -	\$ -	\$ 31,224.00
Total for County Audit Budget	\$ -	\$ -	\$ -	\$ 31,224.00
COUNTY GENERAL FUND ACCOUNT				
Sub-Total of Expenditures	\$ 50,489.42	\$ 36,541.62	\$ 13,947.80	\$ 2,318,441.63
SUBJECT TO WARRANT ISSUE				
Total Provision for Interest on Warrants	\$ -	\$ -	\$ -	\$ -
TOTAL UNRESTRICTED EXPENSES FOR THE COUNTY GENERAL FUND				
	\$ 50,489.42	\$ 36,541.62	\$ 13,947.80	\$ 2,318,441.63

Schedule 8A: Report Of Prior Year's Sales Tax						
DEPARTMENTS OF GOVERNMENT APPROPRIATED ACCOUNTS	% of Total Sales Tax	FISCAL YEAR ENDING JUNE 30, 2020			FY ENDING JUNE, 30 2021	
		Reserve	Warrants Since Issued	Lapsed Balance	Original Appropriation	Supplemental Adjustments
Dept: 8020, General Government-ST						
1110 Full time salaries	100.00%	\$ -	\$ -	\$ -	\$ 491,531.78	\$ -
Total for General Government-ST	100.00%	\$ -	\$ -	\$ -	\$ 491,531.78	\$ -
COUNTY GENERAL FUND SALES TAX ACCOUNT						
Sub-Total of Expenditures	100.00%	\$ -	\$ -	\$ -	\$ 491,531.78	\$ -

COUNTY GENERAL COVERING THE PERIOD 7/1/2020 TO 6/30/2021
ESTIMATE OF NEEDS FOR 2021-2022

EXHIBIT A

Schedule 8: Report Of Prior Year's Expenditures							
FISCAL YEAR ENDING JUNE 30, 2021						FISCAL YEAR 2021-2022	
Supplemental Adjustments	Net Amount of Appropriations	Warrants Issued	Reserves	Lapsed Balance Known to be Unencumbered	Needs as Estimated by Governing Board	Approved by County Excise Board	
Dept: 2200, Election Board							
\$ (5,425.79)	\$ 81,997.01	\$ 80,309.98	\$ -	\$ 1,687.03	\$ 82,662.04	\$ 82,662.04	
\$ 358.95	\$ 1,358.95	\$ 1,346.14	\$ -	\$ 12.81	\$ 500.00	\$ 500.00	
\$ (425.36)	\$ 74.64	\$ 52.64	\$ -	\$ 22.00	\$ 1,000.00	\$ 1,000.00	
\$ 2,150.00	\$ 11,250.00	\$ 4,429.44	\$ -	\$ 6,820.56	\$ 2,700.00	\$ 2,700.00	
\$ (500.00)	\$ -	\$ -	\$ -	\$ -	\$ 500.00	\$ 500.00	
\$ (3,842.20)	\$ 94,680.60	\$ 86,138.20	\$ -	\$ 8,542.40	\$ 87,362.04	\$ 87,362.04	
Dept: 2700, Emergency Management							
\$ -	\$ 58,885.00	\$ 58,360.00	\$ -	\$ 525.00	\$ -	\$ -	
\$ -	\$ 58,885.00	\$ 58,360.00	\$ -	\$ 525.00	\$ -	\$ -	
Dept: 4500, County Audit Budget							
\$ -	\$ 31,224.00	\$ -	\$ -	\$ 31,224.00	\$ 45,882.00	\$ 45,882.00	
\$ -	\$ 31,224.00	\$ -	\$ -	\$ 31,224.00	\$ 45,882.00	\$ 45,882.00	
COUNTY GENERAL FUND ACCOUNT							
\$ (23,985.02)	\$ 2,294,456.61	\$ 2,209,341.74	\$ 10,335.55	\$ 74,779.32	\$ 2,362,307.17	\$ 2,362,307.17	
SUBJECT TO WARRANT ISSUE							
\$ -	\$ -	\$ -	\$ -	\$ -	\$ -	\$ -	
TOTAL UNRESTRICTED EXPENSES FOR THE COUNTY GENERAL FUND							
\$ (23,985.02)	\$ 2,294,456.61	\$ 2,209,341.74	\$ 10,335.55	\$ 74,779.32	\$ 2,362,307.17	\$ 2,362,307.17	

Schedule 8A: Report Of Prior Year's Sales Tax							
FISCAL YEAR ENDING JUNE 30, 2021						FISCAL YEAR 2021-2022	
Net Appropriations	Warrants Issued	Reserves	Lapsed Balance	Excess/Shortfall Collections over Estimate Schedule 4	Sales tax Interest Schedule 4	Estimated ST from Schedule 4	Total Appropriations as Approved by Excise Board
Dept: 8020, General Government-ST							
\$ 491,531.78	\$ 467,536.48	\$ -	\$ 23,995.30	\$ 190,104.66	\$ (110,000.00)	\$ 110,000.00	\$ 214,099.96
\$ 491,531.78	\$ 467,536.48	\$ -	\$ 23,995.30	\$ 190,104.66	\$ (110,000.00)	\$ 110,000.00	\$ 214,099.96
COUNTY GENERAL FUND SALES TAX ACCOUNT							
\$ 491,531.78	\$ 467,536.48	\$ -	\$ 23,995.30	\$ 190,104.66	\$ (110,000.00)	\$ 110,000.00	\$ 214,099.96

ESTIMATE OF NEEDS FOR THE 2021-2022 FISCAL YEAR		
PURPOSE:	Estimate of Needs by Governing Board	Approved by County Excise Board
Total of Unrestricted Expenses for the County General, Schedule 8	\$ 2,362,307.17	\$ 2,362,307.17
Total of Restricted Sales Tax Expenses for the County General, Schedule 8A	\$ 110,000.00	\$ 214,099.96
Pro rata share of County Assessor's Budget as determined by County Excise Board	\$ -	\$ -
GRAND TOTAL - County General Fund	\$ 2,472,307.17	\$ 2,576,407.13

COUNTY HIGHWAY UNRESTRICTED COVERING THE PERIOD 7/1/2020 TO 6/30/2021
ESTIMATE OF NEEDS FOR 2021-2022

EXHIBIT D

Schedule 1, Current Balance Sheet - June 30, 2021		Amount
ASSETS:		
Cash Balance June 30, 2021	\$	4,345,900.99
Investments	\$	-
TOTAL ASSETS	\$	4,345,900.99
LIABILITIES AND RESERVES:		
Warrants Outstanding	\$	198,900.14
Reserve for Interest on Warrants	\$	-
Reserves From Schedule 8	\$	451,165.24
TOTAL LIABILITIES AND RESERVES	\$	650,065.38
CASH FUND BALANCE JUNE 30, 2021	\$	3,695,835.61
TOTAL LIABILITIES, RESERVES AND CASH FUND BALANCE	\$	4,345,900.99

Schedule 2, Revenue and Requirements for 2020-2021		
	Detail	Total
REVENUE:		
Adjusted Cash Balance June 30, 2020	\$	-
Cash Fund Balance Transferred From Prior Years	\$	3,689,938.77
Miscellaneous Revenue Apportioned	\$	4,625,576.84
TOTAL REVENUE		\$ 8,315,515.61
REQUIREMENTS:		
Claims Paid by Warrants Issued	\$	4,168,514.76
Reserves From Schedule 8	\$	451,165.24
Interest Paid on Warrants	\$	-
Reserve for Interest on Warrants	\$	-
TOTAL REQUIREMENTS		\$ 4,619,680.00
ADD: CASH FUND BALANCE AS PER BALANCE SHEET JUNE 30, 2021	\$	3,695,835.61
TOTAL REQUIREMENTS AND CASH FUND BALANCE	\$	8,315,515.61

COUNTY HIGHWAY UNRESTRICTED COVERING THE PERIOD 7/1/2020 TO 6/30/2021
ESTIMATE OF NEEDS FOR 2021-2022

EXHIBIT D

Schedule 4: Revenue	2019-2020 Account		2020-2021 Account	
SOURCE	Actually Collected	Amount Estimated	Actually Collected	Over (Under)
9000, Interest, Mortgage Tax				
9007 Interest Certificates of Deposits	\$ -	\$ -	\$ 34,113.75	\$ 34,113.75
9009 Interest Unapportion	\$ -	\$ -	\$ 139.71	\$ 139.71
9010 Money Market Certificates	\$ -	\$ -	\$ 212.76	\$ 212.76
9011 Other Investments	\$ -	\$ -	\$ 238.65	\$ 238.65
Total for Interest, Mortgage Tax	\$ -	\$ -	\$ 34,704.87	\$ 34,704.87
9100, Local Revenues				
9123 Rebates	\$ -	\$ -	\$ 13,560.30	\$ 13,560.30
Total for Local Revenues	\$ -	\$ -	\$ 13,560.30	\$ 13,560.30
9200, State Revenues				
9210 OTC - Diesel	\$ -	\$ -	\$ 318,742.71	\$ 318,742.71
9212 OTC - Gasoline tax	\$ -	\$ -	\$ 1,124,399.07	\$ 1,124,399.07
9213 OTC - Gross Production	\$ -	\$ -	\$ 517,385.25	\$ 517,385.25
9215 OTC - Motor Vehicle	\$ -	\$ -	\$ 687,804.26	\$ 687,804.26
9218 OTC - Special	\$ -	\$ -	\$ 137.90	\$ 137.90
9232 OTC-Motor Vehicle CRIR	\$ -	\$ -	\$ 354,102.25	\$ 354,102.25
9233 OTC-Motor Vehicle CRF	\$ -	\$ -	\$ 246,051.54	\$ 246,051.54
9241 OTC- Motor Vehicle CIRB	\$ -	\$ -	\$ 604,185.72	\$ 604,185.72
Total for State Revenues	\$ -	\$ -	\$ 3,852,808.70	\$ 3,852,808.70
9300, Federal Revenues				
9303 Federal Grants	\$ -	\$ -	\$ 502,905.68	\$ 502,905.68
Total for Federal Revenues	\$ -	\$ -	\$ 502,905.68	\$ 502,905.68
9400, Miscellaneous Revenues				
9407 Reimbursements of Expenditures	\$ -	\$ -	\$ 62,418.56	\$ 62,418.56
9411 Sale of County Owned Assets	\$ -	\$ -	\$ 158,256.40	\$ 158,256.40
9415 Miscellaneous	\$ -	\$ -	\$ 922.33	\$ 922.33
Total for Miscellaneous Revenues	\$ -	\$ -	\$ 221,597.29	\$ 221,597.29
TOTAL REVENUES FOR THE COUNTY HIGHWAY UNRESTRICTED FUND				
Total Unrestricted Revenue	\$ -	\$ -	\$ 4,625,576.84	\$ 4,625,576.84
9216 OTC - Sales Tax	\$ -	\$ -	\$ -	\$ -
Restricted - Sales Tax Interest	\$ -	\$ -	\$ -	\$ -
Total Miscellaneous County Highway Unrestricted	\$ -	\$ -	\$ 4,625,576.84	\$ 4,625,576.84
Grand Total of All Revenues	\$ -	\$ -	\$ 4,625,576.84	\$ 4,625,576.84

COUNTY HIGHWAY UNRESTRICTED COVERING THE PERIOD 7/1/2020 TO 6/30/2021
ESTIMATE OF NEEDS FOR 2021-2022

EXHIBIT D

Schedule 4: Revenue		Basis & Limit of Ensuing Estimate	2021-2022 Account	
SOURCE			Estimated by Governing Board	Approved by Excise Board
9000, Interest, Mortgage Tax				
9007 Interest Certificates of Deposits	0.00%	\$ -	\$ -	
9009 Interest Unapportion	0.00%	\$ -	\$ -	
9010 Money Market Certificates	0.00%	\$ -	\$ -	
9011 Other Investments	0.00%	\$ -	\$ -	
Total for Interest, Mortgage Tax		\$ -	\$ -	
9100, Local Revenues				
9123 Rebates	0.00%	\$ -	\$ -	
Total for Local Revenues		\$ -	\$ -	
9200, State Revenues				
9210 OTC - Diesel	0.00%	\$ -	\$ -	
9212 OTC - Gasoline tax	0.00%	\$ -	\$ -	
9213 OTC - Gross Production	0.00%	\$ -	\$ -	
9215 OTC - Motor Vehicle	0.00%	\$ -	\$ -	
9218 OTC - Special	0.00%	\$ -	\$ -	
9232 OTC-Motor Vehicle CRIR	0.00%	\$ -	\$ -	
9233 OTC-Motor Vehicle CRF	0.00%	\$ -	\$ -	
9241 OTC- Motor Vechile CIRB	0.00%	\$ -	\$ -	
Total for State Revenues		\$ -	\$ -	
9300, Federal Revenues				
9303 Federal Grants	0.00%	\$ -	\$ -	
Total for Federal Revenues		\$ -	\$ -	
9400, Miscellaneous Revenues				
9407 Reimbursements of Expenditures	0.00%	\$ -	\$ -	
9411 Sale of County Owned Assets	0.00%	\$ -	\$ -	
9415 Miscellaneous	0.00%	\$ -	\$ -	
Total for Miscellaneous Revenues		\$ -	\$ -	
TOTAL REVENUES FOR THE COUNTY HIGHWAY UNRESTRICTED FUND				
Total Unrestricted Revenue	0.00%	\$ -	\$ -	
9216 OTC - Sales Tax	0.00%	\$ -	\$ -	
Restricted - Sales Tax Interest	0.00%	\$ -	\$ -	
Total Miscellaneous County Highway Unrestricted		\$ -	\$ -	
Grand Total of All Revenues		\$ -	\$ -	

EXHIBIT D

Schedule 5: County Highway Unrestricted Fund Balance Sheet of Current and All Prior Years		
CURRENT AND ALL PRIOR YEARS	2020-21	PRE-2020
Cash Balance Reported to Excise Board June 30, 2020	\$ -	\$ 3,984,315.74
Opening Balance from Prior Year	\$ -	\$ -
Cash Fund Balance Transferred Out	\$ -	\$ -
Cash Fund Balance Transferred In	\$ -	\$ -
Adjusted Cash Balance	\$ -	\$ 3,984,315.74
Sources of Revenue		
9100 Local Revenues	\$ 13,560.30	\$ -
9200 State Revenues	\$ 3,852,808.70	\$ -
9300 Federal Revenues	\$ 502,905.68	\$ -
9400 Miscellaneous Revenues	\$ 221,597.29	\$ -
9500	\$ -	\$ -
All Other Revenues (Schedule 4)	\$ 34,704.87	\$ -
Cash Fund Balance Forward From Preceding Year	\$ 3,689,938.77	\$ -
Prior Expenditures Recovered	\$ -	\$ -
TOTAL RECEIPTS	\$ 8,315,515.61	\$ -
TOTAL RECEIPTS AND BALANCE	\$ 8,315,515.61	\$ 3,984,315.74
Warrants of Year in Caption	\$ 3,969,614.62	\$ 294,376.97
Interest Paid Thereon	\$ -	\$ -
TOTAL DISBURSEMENTS	\$ 3,969,614.62	\$ 294,376.97
CASH BALANCE AND INVESTMENTS JUNE 30, 2021	\$ 4,345,900.99	\$ 3,689,938.77
Reserve for Warrants Outstanding	\$ 198,900.14	\$ -
Reserve for Interest on Warrants	\$ -	\$ -
Reserves From Schedule 8	\$ 451,165.24	\$ -
TOTAL LIABILITIES AND RESERVE	\$ 650,065.38	\$ -
DEFICIT:	\$ -	\$ -
CASH BALANCE FORWARD TO NEXT YEAR	\$ 3,695,835.61	\$ 3,689,938.77

Schedule 6: County Highway Unrestricted Fund Warrant Account of Current and All Prior Years			
CURRENT AND ALL PRIOR YEARS	2020-21	PRE-2020	Total
Warrants Outstanding June 30 of Year in Caption	\$ -	\$ 200,624.15	\$ 200,624.15
Warrants Registered During Year	\$ 4,168,514.76	\$ 93,752.82	\$ 4,262,267.58
TOTAL	\$ 4,168,514.76	\$ 294,376.97	\$ 4,462,891.73
Warrants Paid During Year	\$ 3,969,614.62	\$ 294,376.97	\$ 4,263,991.59
Warrants Converted to Bonds or Judgements	\$ -	\$ -	\$ -
Warrants Cancelled	\$ -	\$ -	\$ -
Warrants Estopped by Statute	\$ -	\$ -	\$ -
TOTAL WARRANTS RETIRED	\$ 3,969,614.62	\$ 294,376.97	\$ 4,263,991.59
TOTAL WARRANTS OUTSTANDING JUNE 30, 2021	\$ 198,900.14	\$ -	\$ 198,900.14

Schedule 9: County Highway Unrestricted Fund Summary of Expenses				
Total for Expenses	Net Appropriations July 1, 2021	Warrants Issued	Reserves	Approved by County Excise Board
1100 Total Salaries	\$ 2,316,836.11	\$ 2,144,446.59	\$ -	\$ 1,748,000.00
1200 Fringe Benefits	\$ -	\$ -	\$ -	\$ -
1300 Travel Related	\$ 75,189.26	\$ 30,869.35	\$ 185.00	\$ 32,000.01
2000 Total Maintenance & Operations	\$ 4,332,467.34	\$ 1,856,104.04	\$ 362,571.40	\$ 1,089,835.61
4100 Total Machinery & Equipment, Capital Outlay	\$ 1,041,359.34	\$ 137,094.78	\$ 88,408.84	\$ 825,999.99

COUNTY HIGHWAY UNRESTRICTED COVERING THE PERIOD 7/1/2020 TO 6/30/2021
ESTIMATE OF NEEDS FOR 2021-2022

EXHIBIT D

Schedule 8: Report Of Prior Year's Expenditures				
DEPARTMENTS OF GOVERNMENT APPROPRIATED ACCOUNTS	FISCAL YEAR ENDING JUNE 30, 2020			FY ENDING JUNE, 30 2021
	Reserves 6-30-2020	Warrants Since Issued	Balance Lapsed Appropriations	Original Appropriations
Dept: 4100, Highway District 1				
1110 Full time salaries	\$ -	\$ -	\$ -	\$ 560,000.00
1130 Part Time salaries	\$ -	\$ -	\$ -	\$ 22,666.67
1310 Travel	\$ 225.00	\$ -	\$ 225.00	\$ 10,666.67
2005 Maintenance & Operation	\$ 150,093.09	\$ 30,109.94	\$ 119,983.15	\$ 103,754.53
4110 Capital Outlay	\$ -	\$ -	\$ -	\$ 203,333.33
4130 Lease/Rentals	\$ 905.58	\$ 905.58	\$ -	\$ 72,000.00
Total for Highway District 1	\$ 151,223.67	\$ 31,015.52	\$ 120,208.15	\$ 972,421.20
Dept: 4200, Highway District 2				
1110 Full time salaries	\$ -	\$ -	\$ -	\$ 560,000.00
1130 Part Time salaries	\$ -	\$ -	\$ -	\$ 22,666.67
1310 Travel	\$ -	\$ -	\$ -	\$ 10,666.67
2005 Maintenance & Operation	\$ 150,093.09	\$ 48,248.21	\$ 101,844.88	\$ 103,754.53
4110 Capital Outlay	\$ -	\$ -	\$ -	\$ 203,333.33
4130 Lease/Rentals	\$ -	\$ -	\$ -	\$ 72,000.00
Total for Highway District 2	\$ 150,093.09	\$ 48,248.21	\$ 101,844.88	\$ 972,421.20
Dept: 4300, Highway District 3				
1110 Full time salaries	\$ -	\$ -	\$ -	\$ 560,000.00
1130 Part Time salaries	\$ -	\$ -	\$ -	\$ 22,666.66
1310 Travel	\$ -	\$ -	\$ -	\$ 10,666.67
2005 Maintenance & Operation	\$ 150,093.10	\$ 14,489.09	\$ 135,604.01	\$ 103,754.53
4110 Capital Outlay	\$ -	\$ -	\$ -	\$ 203,333.33
4130 Lease/Rentals	\$ -	\$ -	\$ -	\$ 72,000.00
Total for Highway District 3	\$ 150,093.10	\$ 14,489.09	\$ 135,604.01	\$ 972,421.19
Dept: 6100, Restricted Highway				
2005 Maintenance & Operation	\$ -	\$ -	\$ -	\$ 103,754.53
Total for Restricted Highway	\$ -	\$ -	\$ -	\$ 103,754.53
Dept: 6510, CIRB 2021-1				
2005 Maintenance & Operation	\$ -	\$ -	\$ -	\$ 103,754.53
Total for CIRB 2021-1	\$ -	\$ -	\$ -	\$ 103,754.53
Dept: 6520, CIRB 2021-2				
2005 Maintenance & Operation	\$ -	\$ -	\$ -	\$ 103,754.54
Total for CIRB 2021-2	\$ -	\$ -	\$ -	\$ 103,754.54
Dept: 6530, CIRB 2021-3				
2005 Maintenance & Operation	\$ -	\$ -	\$ -	\$ 103,754.54
Total for CIRB 2021-3	\$ -	\$ -	\$ -	\$ 103,754.54
COUNTY HIGHWAY UNRESTRICTED FUND ACCOUNT				
Sub-Total of Expenditures	\$ 451,409.86	\$ 93,752.82	\$ 357,657.04	\$ 3,332,281.73
SUBJECT TO WARRANT ISSUE				
Total Provision for Interest on Warrants	\$ -	\$ -	\$ -	\$ -
TOTAL UNRESTRICTED EXPENSES FOR THE COUNTY HIGHWAY UNRESTRICTED FUND				
	\$ 451,409.86	\$ 93,752.82	\$ 357,657.04	\$ 3,332,281.73

COUNTY HIGHWAY UNRESTRICTED COVERING THE PERIOD 7/1/2020 TO 6/30/2021
ESTIMATE OF NEEDS FOR 2021-2022

EXHIBIT D

Schedule 8: Report Of Prior Year's Expenditures						
FISCAL YEAR ENDING JUNE 30, 2021					FISCAL YEAR 2021-2022	
Supplemental Adjustments	Net Amount of Appropriations	Warrants Issued	Reserves	Lapsed Balance Known to be Unencumbered	Needs as Estimated by Governing Board	Approved by County Excise Board
Dept: 4100, Highway District 1						
\$ 204,720.97	\$ 764,720.97	\$ 751,632.29	\$ -	\$ 13,088.68	\$ 560,000.00	\$ 560,000.00
\$ (18,354.07)	\$ 4,312.60	\$ 861.20	\$ -	\$ 3,451.40	\$ 22,666.67	\$ 22,666.67
\$ 13,589.80	\$ 24,256.47	\$ 10,320.82	\$ 150.00	\$ 13,785.65	\$ 10,666.67	\$ 10,666.67
\$ 829,843.10	\$ 933,597.63	\$ 564,854.51	\$ 120,832.85	\$ 247,910.27	\$ 224,939.16	\$ 224,939.16
\$ (83,045.70)	\$ 120,287.63	\$ -	\$ -	\$ 120,287.63	\$ 203,333.33	\$ 203,333.33
\$ 31,216.15	\$ 103,216.15	\$ 90,164.94	\$ 6,538.02	\$ 6,513.19	\$ 72,000.00	\$ 72,000.00
\$ 977,970.25	\$ 1,950,391.45	\$ 1,417,833.76	\$ 127,520.87	\$ 405,036.82	\$ 1,093,605.83	\$ 1,093,605.83
Dept: 4200, Highway District 2						
\$ 205,230.54	\$ 765,230.54	\$ 725,997.46	\$ -	\$ 39,233.08	\$ 560,000.00	\$ 560,000.00
\$ 33,161.91	\$ 55,828.58	\$ 31,591.95	\$ -	\$ 24,236.63	\$ 22,666.67	\$ 22,666.67
\$ 16,676.57	\$ 27,343.24	\$ 10,209.27	\$ 35.00	\$ 17,098.97	\$ 10,666.67	\$ 10,666.67
\$ 1,034,662.15	\$ 1,138,416.68	\$ 431,968.14	\$ 41,644.55	\$ 664,803.99	\$ 224,939.16	\$ 224,939.16
\$ 36,398.28	\$ 239,731.61	\$ -	\$ 38,980.00	\$ 200,751.61	\$ 203,333.33	\$ 203,333.33
\$ 85,138.72	\$ 157,138.72	\$ -	\$ -	\$ 157,138.72	\$ 72,000.00	\$ 72,000.00
\$ 1,411,268.17	\$ 2,383,689.37	\$ 1,199,766.82	\$ 80,659.55	\$ 1,103,263.00	\$ 1,093,605.83	\$ 1,093,605.83
Dept: 4300, Highway District 3						
\$ 157,308.24	\$ 717,308.24	\$ 634,363.69	\$ -	\$ 82,944.55	\$ 560,000.00	\$ 560,000.00
\$ (13,231.48)	\$ 9,435.18	\$ -	\$ -	\$ 9,435.18	\$ 22,666.66	\$ 22,666.66
\$ 12,922.88	\$ 23,589.55	\$ 10,339.26	\$ -	\$ 13,250.29	\$ 10,666.67	\$ 10,666.67
\$ 1,295,715.52	\$ 1,399,470.05	\$ 456,090.25	\$ 74,166.00	\$ 869,213.80	\$ 224,939.16	\$ 224,939.16
\$ 115,340.41	\$ 318,673.74	\$ -	\$ 38,980.00	\$ 279,693.74	\$ 203,333.33	\$ 203,333.33
\$ 30,311.49	\$ 102,311.49	\$ 46,929.84	\$ 3,910.82	\$ 51,470.83	\$ 72,000.00	\$ 72,000.00
\$ 1,598,367.06	\$ 2,570,788.25	\$ 1,147,723.04	\$ 117,056.82	\$ 1,306,008.39	\$ 1,093,605.82	\$ 1,093,605.82
Dept: 6100, Restricted Highway						
\$ 169,620.47	\$ 273,375.00	\$ 194,470.00	\$ -	\$ 78,905.00	\$ 103,754.53	\$ 103,754.53
\$ 169,620.47	\$ 273,375.00	\$ 194,470.00	\$ -	\$ 78,905.00	\$ 103,754.53	\$ 103,754.53
Dept: 6510, CIRB 2021-1						
\$ 92,114.79	\$ 195,869.32	\$ 108,847.06	\$ 36,000.00	\$ 51,022.26	\$ 103,754.53	\$ 103,754.53
\$ 92,114.79	\$ 195,869.32	\$ 108,847.06	\$ 36,000.00	\$ 51,022.26	\$ 103,754.53	\$ 103,754.53
Dept: 6520, CIRB 2021-2						
\$ 92,114.79	\$ 195,869.33	\$ 38,056.40	\$ 42,500.00	\$ 115,312.93	\$ 103,754.53	\$ 103,754.53
\$ 92,114.79	\$ 195,869.33	\$ 38,056.40	\$ 42,500.00	\$ 115,312.93	\$ 103,754.53	\$ 103,754.53
Dept: 6530, CIRB 2021-3						
\$ 92,114.79	\$ 195,869.33	\$ 61,817.68	\$ 47,428.00	\$ 86,623.65	\$ 103,754.54	\$ 103,754.54
\$ 92,114.79	\$ 195,869.33	\$ 61,817.68	\$ 47,428.00	\$ 86,623.65	\$ 103,754.54	\$ 103,754.54
COUNTY HIGHWAY UNRESTRICTED FUND ACCOUNT						
\$ 4,433,570.32	\$ 7,765,852.05	\$ 4,168,514.76	\$ 451,165.24	\$ 3,146,172.05	\$ 3,695,835.61	\$ 3,695,835.61
SUBJECT TO WARRANT ISSUE						
\$ -	\$ -	\$ -	\$ -	\$ -	\$ -	\$ -
TOTAL UNRESTRICTED EXPENSES FOR THE COUNTY HIGHWAY UNRESTRICTED FUND						
\$ 4,433,570.32	\$ 7,765,852.05	\$ 4,168,514.76	\$ 451,165.24	\$ 3,146,172.05	\$ 3,695,835.61	\$ 3,695,835.61

ESTIMATE OF NEEDS FOR THE 2021-2022 FISCAL YEAR		Estimate of Needs by Governing Board	Approved by County Excise Board
PURPOSE:			
Total of Unrestricted Expenses for the County Highway Unrestricted, Schedule 8		\$ 3,695,835.61	\$ 3,695,835.61
Total of Restricted Sales Tax Expenses for the County Highway Unrestricted, Schedule 8A		\$ -	\$ -
GRAND TOTAL - County Highway Unrestricted Fund		\$ 3,695,835.61	\$ 3,695,835.61

TOTAL OF SPECIAL REVENUE FUNDS COVERING THE PERIOD JULY 1, 2020 TO JUNE 30, 2021
ESTIMATE OF NEEDS FOR 2021-2022

EXHIBIT "I" TOTALS

Schedule I: Current Balance Sheet - June 30, 2021	
ASSETS:	
Cash Balances	\$ 1,388,623.63
Investments	\$ -
TOTAL ASSETS	\$ 1,388,623.63
LIABILITIES AND RESERVES:	
Warrants Outstanding	\$ 12,351.18
Reserve for Interest on Warrants	\$ -
Reserves From Schedule 3	\$ 11,371.92
TOTAL LIABILITIES AND RESERVES	\$ 23,723.10
CASH FUND BALANCE JUNE 30, 2021	\$ 1,364,900.53
TOTAL LIABILITIES, RESERVES AND CASH FUND BALANCE	\$ 1,388,623.63

Schedule 5: Special Revenue Funds Balance Sheet of Current and All Prior Years		
CURRENT AND ALL PRIOR YEARS	2020-21	PRE-2020
Cash Balance Reported to Excise Board June 30, 2020	\$ -	\$ 267,475.71
Opening Balance from Prior Year	\$ -	\$ -
Cash Fund Balance Transferred Out	\$ -	\$ -
Cash Fund Balance Transferred In	\$ 59,752.00	\$ -
Adjusted Cash Balance	\$ 59,752.00	\$ 267,475.71
Ad Valorem Tax Apportioned To Year In Caption	\$ -	\$ -
Sources of Revenue		
9000 Interest, Mortgage Tax	\$ -	\$ -
9100 Local Revenues	\$ 55,585.35	\$ -
9200 State Revenues	\$ 105,100.85	\$ -
9300 Federal Revenues	\$ 1,085,152.50	\$ -
9400 Miscellaneous Revenues	\$ -	\$ -
9500	\$ -	\$ -
9600 Other Revenues	\$ -	\$ -
9700 School Revenues	\$ -	\$ -
All Other Non-Tax Revenues	\$ -	\$ -
Sales Tax and Sales Tax Interest	\$ -	\$ -
Cash Fund Balance Forward From Preceding Year	\$ 254,347.48	\$ -
Prior Expenditures Recovered	\$ -	\$ -
TOTAL RECEIPTS	\$ 1,500,186.18	\$ -
TOTAL RECEIPTS AND BALANCE	\$ 1,559,938.18	\$ 267,475.71
Warrants of Year in Caption	\$ 171,314.55	\$ 13,128.23
Interest Paid Thereon	\$ -	\$ -
TOTAL DISBURSEMENTS	\$ 171,314.55	\$ 13,128.23
CASH BALANCE JUNE 30, 2021	\$ 1,388,623.63	\$ 254,347.48
Reserve for Warrants Outstanding	\$ 12,351.18	\$ -
Reserve for Interest on Warrants	\$ -	\$ -
Reserves From Schedule 8	\$ 11,371.92	\$ -
TOTAL LIABILITIES AND RESERVE	\$ 23,723.10	\$ -
DEFICIT:	\$ -	\$ -
CASH BALANCE FORWARD TO NEXT YEAR	\$ 1,364,900.53	\$ 254,347.48

Schedule 9: Special Revenue Funds Summary of Expenses				
Total for Expenses	Net Appropriations July 1, 2021	Warrants Issued	Reserves	Approved by County Excise Board
1100 Total Salaries	\$ -	\$ -	\$ -	\$ -
1200 Fringe Benefits	\$ -	\$ -	\$ -	\$ -
1300 Travel Related	\$ -	\$ -	\$ 442.92	\$ -
2005 Total Maintenance & Operations	\$ -	\$ -	\$ 10,929.00	\$ (1,700.00)
4110 Machinery & Equipment, Capital Outlay	\$ -	\$ -	\$ -	\$ -
All Other Expenses	\$ -	\$ -	\$ -	\$ 1,700.00
TOTAL EXPENDITURES 2020-21 FISCAL YEAR	\$ -	\$ -	\$ 11,371.92	\$ -

S.A. and I. Form 2631R01 Entity: Washita County, 75

September 21, 2021

I-1103

COUNTY BRIDGE AND ROAD IMPROVEMENT

Schedule 1: Current Balance Sheet - June 30, 2021	
ASSETS:	
Cash Balances	\$ 1,578,865.69
Investments	\$ -
TOTAL ASSETS	\$ 1,578,865.69
LIABILITIES AND RESERVES:	
Warrants Outstanding	\$ -
Reserve for Interest on Warrants	\$ -
Reserves From Schedule 3	\$ -
TOTAL LIABILITIES AND RESERVES	\$ -
CASH FUND BALANCE JUNE 30, 2021	\$ 1,578,865.69
TOTAL LIABILITIES, RESERVES AND CASH FUND BALANCE	\$ 1,578,865.69

Schedule 5: Industrial Development Bond Funds Balance Sheet of Current and All Prior Years		
CURRENT AND ALL PRIOR YEARS	2020-21	PRE-2020
Cash Balance Reported to Excise Board June 30, 2020	\$ -	\$ 1,608,066.10
Opening Balance from Prior Year	\$ -	\$ -
Cash Fund Balance Transferred Out	\$ -	\$ -
Cash Fund Balance Transferred In	\$ -	\$ -
Adjusted Cash Balance	\$ -	\$ 1,608,066.10
Ad Valorem Tax Apportioned To Year In Caption	\$ -	\$ -
Sources of Revenue		
9000 Interest, Mortgage Tax	\$ 4,024.04	\$ -
9100 Local Revenues	\$ -	\$ -
9200 State Revenues	\$ 281,631.49	\$ -
9300 Federal Revenues	\$ -	\$ -
9400 Miscellaneous Revenues	\$ -	\$ -
9500	\$ -	\$ -
9600 Other Revenues	\$ -	\$ -
9700 School Revenues	\$ -	\$ -
All Other Non-Tax Revenues	\$ -	\$ -
Sales Tax and Sales Tax Interest	\$ -	\$ -
Cash Fund Balance Forward From Preceding Year	\$ 1,512,178.10	\$ -
Prior Expenditures Recovered	\$ -	\$ -
TOTAL RECEIPTS	\$ 1,797,833.63	\$ -
TOTAL RECEIPTS AND BALANCE	\$ 1,797,833.63	\$ 1,608,066.10
Warrants of Year in Caption	\$ 218,967.94	\$ 95,888.00
Interest Paid Thereon	\$ -	\$ -
TOTAL DISBURSEMENTS	\$ 218,967.94	\$ 95,888.00
CASH BALANCE JUNE 30, 2021	\$ 1,578,865.69	\$ 1,512,178.10
Reserve for Warrants Outstanding	\$ -	\$ -
Reserve for Interest on Warrants	\$ -	\$ -
Reserves From Schedule 8	\$ -	\$ -
TOTAL LIABILITES AND RESERVE	\$ -	\$ -
DEFICIT:	\$ -	\$ -
CASH BALANCE FORWARD TO NEXT YEAR	\$ 1,578,865.69	\$ 1,512,178.10

Schedule 9: Industrial Development Bond Funds Summary of Expenses				
Total for Expenses	Net Appropriations July 1, 2021	Warrants Issued	Reserves	Approved by County Excise Board
1100 Total Salaries	\$ -	\$ -	\$ -	\$ -
1200 Fringe Benefits	\$ -	\$ -	\$ -	\$ -
1300 Travel Related	\$ -	\$ -	\$ -	\$ -
2000 Total Maintenance & Operations	\$ -	\$ 218,967.94	\$ -	\$ -
4100 Total Machinery & Equipment, Capital Outlay	\$ -	\$ -	\$ -	\$ -
All Other Expenses	\$ -	\$ -	\$ -	\$ -
TOTAL EXPENDITURES 2020-21 FISCAL YEAR	\$ -	\$ 218,967.94	\$ -	\$ -

I-1201

911 PHONE FEES

Schedule 1: Current Balance Sheet - June 30, 2021	
ASSETS:	
Cash Balances	\$ 66,820.63
Investments	\$ -
TOTAL ASSETS	\$ 66,820.63
LIABILITIES AND RESERVES:	
Warrants Outstanding	\$ 8,979.42
Reserve for Interest on Warrants	\$ -
Reserves From Schedule 3	\$ -
TOTAL LIABILITIES AND RESERVES	\$ 8,979.42
CASH FUND BALANCE JUNE 30, 2021	\$ 57,841.21
TOTAL LIABILITIES, RESERVES AND CASH FUND BALANCE	\$ 66,820.63

Schedule 5: Industrial Development Bond Funds Balance Sheet of Current and All Prior Years		
CURRENT AND ALL PRIOR YEARS	2020-21	PRE-2020
Cash Balance Reported to Excise Board June 30, 2020	\$ -	\$ 66,716.87
Opening Balance from Prior Year	\$ -	\$ -
Cash Fund Balance Transferred Out	\$ -	\$ -
Cash Fund Balance Transferred In	\$ -	\$ -
Adjusted Cash Balance	\$ -	\$ 66,716.87
Ad Valorem Tax Apportioned To Year In Caption	\$ -	\$ -
Sources of Revenue		
9000 Interest, Mortgage Tax	\$ -	\$ -
9100 Local Revenues	\$ 69,792.00	\$ -
9200 State Revenues	\$ -	\$ -
9300 Federal Revenues	\$ -	\$ -
9400 Miscellaneous Revenues	\$ -	\$ -
9500	\$ -	\$ -
9600 Other Revenues	\$ -	\$ -
9700 School Revenues	\$ -	\$ -
All Other Non-Tax Revenues	\$ -	\$ -
Sales Tax and Sales Tax Interest	\$ -	\$ -
Cash Fund Balance Forward From Preceding Year	\$ 62,390.91	\$ -
Prior Expenditures Recovered	\$ -	\$ -
TOTAL RECEIPTS	\$ 132,182.91	\$ -
TOTAL RECEIPTS AND BALANCE	\$ 132,182.91	\$ 66,716.87
Warrants of Year in Caption	\$ 65,362.28	\$ 4,325.96
Interest Paid Thereon	\$ -	\$ -
TOTAL DISBURSEMENTS	\$ 65,362.28	\$ 4,325.96
CASH BALANCE JUNE 30, 2021	\$ 66,820.63	\$ 62,390.91
Reserve for Warrants Outstanding	\$ 8,979.42	\$ -
Reserve for Interest on Warrants	\$ -	\$ -
Reserves From Schedule 8	\$ -	\$ -
TOTAL LIABILITES AND RESERVE	\$ 8,979.42	\$ -
DEFICIT:	\$ -	\$ -
CASH BALANCE FORWARD TO NEXT YEAR	\$ 57,841.21	\$ 62,390.91

Schedule 9: Industrial Development Bond Funds Summary of Expenses				
Total for Expenses	Net Appropriations July 1, 2021	Warrants Issued	Reserves	Approved by County Excise Board
1100 Total Salaries	\$ -	\$ 74,341.70	\$ -	\$ -
1200 Fringe Benefits	\$ -	\$ -	\$ -	\$ -
1300 Travel Related	\$ -	\$ -	\$ -	\$ -
2000 Total Maintenance & Operations	\$ -	\$ -	\$ -	\$ -
4100 Total Machinery & Equipment, Capital Outlay	\$ -	\$ -	\$ -	\$ -
All Other Expenses	\$ -	\$ -	\$ -	\$ -
TOTAL EXPENDITURES 2020-21 FISCAL YEAR	\$ -	\$ 74,341.70	\$ -	\$ -

I-1204

ASSESSOR REVOLVING FEE

Schedule 1: Current Balance Sheet - June 30, 2021	
ASSETS:	
Cash Balances	\$ 14,797.20
Investments	\$ -
TOTAL ASSETS	\$ 14,797.20
LIABILITIES AND RESERVES:	
Warrants Outstanding	\$ -
Reserve for Interest on Warrants	\$ -
Reserves From Schedule 3	\$ 60.00
TOTAL LIABILITIES AND RESERVES	\$ 60.00
CASH FUND BALANCE JUNE 30, 2021	\$ 14,737.20
TOTAL LIABILITIES, RESERVES AND CASH FUND BALANCE	\$ 14,797.20

Schedule 5: Industrial Development Bond Funds Balance Sheet of Current and All Prior Years		
CURRENT AND ALL PRIOR YEARS	2020-21	PRE-2020
Cash Balance Reported to Excise Board June 30, 2020	\$ -	\$ 14,275.21
Opening Balance from Prior Year	\$ -	\$ -
Cash Fund Balance Transferred Out	\$ -	\$ -
Cash Fund Balance Transferred In	\$ -	\$ -
Adjusted Cash Balance	\$ -	\$ 14,275.21
Ad Valorem Tax Apportioned To Year In Caption	\$ -	\$ -
Sources of Revenue		
9000 Interest, Mortgage Tax	\$ -	\$ -
9100 Local Revenues	\$ 1,935.00	\$ -
9200 State Revenues	\$ -	\$ -
9300 Federal Revenues	\$ -	\$ -
9400 Miscellaneous Revenues	\$ -	\$ -
9500	\$ -	\$ -
9600 Other Revenues	\$ -	\$ -
9700 School Revenues	\$ -	\$ -
All Other Non-Tax Revenues	\$ -	\$ -
Sales Tax and Sales Tax Interest	\$ -	\$ -
Cash Fund Balance Forward From Preceding Year	\$ 13,990.19	\$ -
Prior Expenditures Recovered	\$ -	\$ -
TOTAL RECEIPTS	\$ 15,925.19	\$ -
TOTAL RECEIPTS AND BALANCE	\$ 15,925.19	\$ 14,275.21
Warrants of Year in Caption	\$ 1,127.99	\$ 285.02
Interest Paid Thereon	\$ -	\$ -
TOTAL DISBURSEMENTS	\$ 1,127.99	\$ 285.02
CASH BALANCE JUNE 30, 2021	\$ 14,797.20	\$ 13,990.19
Reserve for Warrants Outstanding	\$ -	\$ -
Reserve for Interest on Warrants	\$ -	\$ -
Reserves From Schedule 8	\$ 60.00	\$ -
TOTAL LIABILITES AND RESERVE	\$ 60.00	\$ -
DEFICIT:	\$ -	\$ -
CASH BALANCE FORWARD TO NEXT YEAR	\$ 14,737.20	\$ 13,990.19

Schedule 9: Industrial Development Bond Funds Summary of Expenses				
Total for Expenses	Net Appropriations July 1, 2021	Warrants Issued	Reserves	Approved by County Excise Board
1100 Total Salaries	\$ -	\$ -	\$ -	\$ -
1200 Fringe Benefits	\$ -	\$ -	\$ -	\$ -
1300 Travel Related	\$ -	\$ -	\$ -	\$ -
2000 Total Maintenance & Operations	\$ -	\$ 404.00	\$ 60.00	\$ -
4100 Total Machinery & Equipment, Capital Outlay	\$ -	\$ 723.99	\$ -	\$ -
All Other Expenses	\$ -	\$ -	\$ -	\$ -
TOTAL EXPENDITURES 2020-21 FISCAL YEAR	\$ -	\$ 1,127.99	\$ 60.00	\$ -

I-1205

ASSESSOR VISUAL INSPECTION

Schedule 1: Current Balance Sheet - June 30, 2021	
ASSETS:	
Cash Balances	\$ -
Investments	\$ -
TOTAL ASSETS	\$ -
LIABILITIES AND RESERVES:	
Warrants Outstanding	\$ -
Reserve for Interest on Warrants	\$ -
Reserves From Schedule 3	\$ -
TOTAL LIABILITIES AND RESERVES	\$ -
CASH FUND BALANCE JUNE 30, 2021	\$ -
TOTAL LIABILITIES, RESERVES AND CASH FUND BALANCE	\$ -

Schedule 5: Industrial Development Bond Funds Balance Sheet of Current and All Prior Years		
CURRENT AND ALL PRIOR YEARS	2020-21	PRE-2020
Cash Balance Reported to Excise Board June 30, 2020	\$ -	\$ -
Opening Balance from Prior Year	\$ -	\$ -
Cash Fund Balance Transferred Out	\$ -	\$ -
Cash Fund Balance Transferred In	\$ 9,331.08	\$ 16,704.65
Adjusted Cash Balance	\$ 9,331.08	\$ 16,704.65
Ad Valorem Tax Apportioned To Year In Caption	\$ -	\$ -
Sources of Revenue		
9000 Interest, Mortgage Tax	\$ -	\$ -
9100 Local Revenues	\$ -	\$ -
9200 State Revenues	\$ -	\$ -
9300 Federal Revenues	\$ -	\$ -
9400 Miscellaneous Revenues	\$ -	\$ -
9500	\$ -	\$ -
9600 Other Revenues	\$ -	\$ -
9700 School Revenues	\$ -	\$ -
All Other Non-Tax Revenues	\$ -	\$ -
Sales Tax and Sales Tax Interest	\$ -	\$ -
Cash Fund Balance Forward From Preceding Year	\$ 16,237.53	\$ -
Prior Expenditures Recovered	\$ -	\$ -
TOTAL RECEIPTS	\$ 16,237.53	\$ -
TOTAL RECEIPTS AND BALANCE	\$ 25,568.61	\$ 16,704.65
Warrants of Year in Caption	\$ 25,568.61	\$ 467.12
Interest Paid Thereon	\$ -	\$ -
TOTAL DISBURSEMENTS	\$ 25,568.61	\$ 467.12
CASH BALANCE JUNE 30, 2021	\$ -	\$ 16,237.53
Reserve for Warrants Outstanding	\$ -	\$ -
Reserve for Interest on Warrants	\$ -	\$ -
Reserves From Schedule 8	\$ -	\$ -
TOTAL LIABILITES AND RESERVE	\$ -	\$ -
DEFICIT:	\$ -	\$ -
CASH BALANCE FORWARD TO NEXT YEAR	\$ -	\$ 16,237.53

Schedule 9: Industrial Development Bond Funds Summary of Expenses				
Total for Expenses	Net Appropriations July 1, 2021	Warrants Issued	Reserves	Approved by County Excise Board
1100 Total Salaries	\$ -	\$ 8,189.04	\$ -	\$ -
1200 Fringe Benefits	\$ -	\$ -	\$ -	\$ -
1300 Travel Related	\$ -	\$ 150.00	\$ -	\$ -
2000 Total Maintenance & Operations	\$ -	\$ 17,229.57	\$ -	\$ -
4100 Total Machinery & Equipment, Capital Outlay	\$ -	\$ -	\$ -	\$ -
All Other Expenses	\$ -	\$ -	\$ -	\$ -
TOTAL EXPENDITURES 2020-21 FISCAL YEAR	\$ -	\$ 25,568.61	\$ -	\$ -

COUNTY CLERK LIEN FEE COVERING THE PERIOD 7/1/2020 TO 6/30/2021
ESTIMATE OF NEEDS FOR 2021-2022

I-1208

COUNTY CLERK LIEN FEE

Schedule 1: Current Balance Sheet - June 30, 2021	
ASSETS:	
Cash Balances	\$ 44,875.49
Investments	\$ -
TOTAL ASSETS	\$ 44,875.49
LIABILITIES AND RESERVES:	
Warrants Outstanding	\$ 219.88
Reserve for Interest on Warrants	\$ -
Reserves From Schedule 3	\$ 425.00
TOTAL LIABILITIES AND RESERVES	\$ 644.88
CASH FUND BALANCE JUNE 30, 2021	\$ 44,230.61
TOTAL LIABILITIES, RESERVES AND CASH FUND BALANCE	\$ 44,875.49

Schedule 5: Industrial Development Bond Funds Balance Sheet of Current and All Prior Years		
CURRENT AND ALL PRIOR YEARS	2020-21	PRE-2020
Cash Balance Reported to Excise Board June 30, 2020	\$ -	\$ 52,177.94
Opening Balance from Prior Year	\$ -	\$ -
Cash Fund Balance Transferred Out	\$ -	\$ -
Cash Fund Balance Transferred In	\$ -	\$ -
Adjusted Cash Balance	\$ -	\$ 52,177.94
Ad Valorem Tax Apportioned To Year In Caption	\$ -	\$ -
Sources of Revenue		
9000 Interest, Mortgage Tax	\$ -	\$ -
9100 Local Revenues	\$ 8,258.00	\$ -
9200 State Revenues	\$ -	\$ -
9300 Federal Revenues	\$ -	\$ -
9400 Miscellaneous Revenues	\$ 1,403.50	\$ -
9500	\$ -	\$ -
9600 Other Revenues	\$ -	\$ -
9700 School Revenues	\$ -	\$ -
All Other Non-Tax Revenues	\$ -	\$ -
Sales Tax and Sales Tax Interest	\$ -	\$ -
Cash Fund Balance Forward From Preceding Year	\$ 52,058.28	\$ -
Prior Expenditures Recovered	\$ -	\$ -
TOTAL RECEIPTS	\$ 61,719.78	\$ -
TOTAL RECEIPTS AND BALANCE	\$ 61,719.78	\$ 52,177.94
Warrants of Year in Caption	\$ 16,844.29	\$ 119.66
Interest Paid Thereon	\$ -	\$ -
TOTAL DISBURSEMENTS	\$ 16,844.29	\$ 119.66
CASH BALANCE JUNE 30, 2021	\$ 44,875.49	\$ 52,058.28
Reserve for Warrants Outstanding	\$ 219.88	\$ -
Reserve for Interest on Warrants	\$ -	\$ -
Reserves From Schedule 8	\$ 425.00	\$ -
TOTAL LIABILITES AND RESERVE	\$ 644.88	\$ -
DEFICIT:	\$ -	\$ -
CASH BALANCE FORWARD TO NEXT YEAR	\$ 44,230.61	\$ 52,058.28

Schedule 9: Industrial Development Bond Funds Summary of Expenses				
Total for Expenses	Net Appropriations July 1, 2021	Warrants Issued	Reserves	Approved by County Excise Board
1100 Total Salaries	\$ -	\$ -	\$ -	\$ -
1200 Fringe Benefits	\$ -	\$ -	\$ -	\$ -
1300 Travel Related	\$ -	\$ 6,190.05	\$ 125.00	\$ -
2000 Total Maintenance & Operations	\$ -	\$ 10,874.12	\$ 300.00	\$ -
4100 Total Machinery & Equipment, Capital Outlay	\$ -	\$ -	\$ -	\$ -
All Other Expenses	\$ -	\$ -	\$ -	\$ -
TOTAL EXPENDITURES 2020-21 FISCAL YEAR	\$ -	\$ 17,064.17	\$ 425.00	\$ -

ESTIMATE OF NEEDS FOR 2021-2022

I-1209

COUNTY CLERK RECORDS MANAGEMENT AND PRESERVATION

Schedule 1: Current Balance Sheet - June 30, 2021	
ASSETS:	
Cash Balances	\$ 56,041.75
Investments	\$ -
TOTAL ASSETS	\$ 56,041.75
LIABILITIES AND RESERVES:	
Warrants Outstanding	\$ -
Reserve for Interest on Warrants	\$ -
Reserves From Schedule 3	\$ -
TOTAL LIABILITIES AND RESERVES	\$ -
CASH FUND BALANCE JUNE 30, 2021	\$ 56,041.75
TOTAL LIABILITIES, RESERVES AND CASH FUND BALANCE	\$ 56,041.75

Schedule 5: Industrial Development Bond Funds Balance Sheet of Current and All Prior Years		
CURRENT AND ALL PRIOR YEARS	2020-21	PRE-2020
Cash Balance Reported to Excise Board June 30, 2020	\$ -	\$ 37,637.98
Opening Balance from Prior Year	\$ -	\$ -
Cash Fund Balance Transferred Out	\$ -	\$ -
Cash Fund Balance Transferred In	\$ -	\$ -
Adjusted Cash Balance	\$ -	\$ 37,637.98
Ad Valorem Tax Apportioned To Year In Caption	\$ -	\$ -
Sources of Revenue		
9000 Interest, Mortgage Tax	\$ -	\$ -
9100 Local Revenues	\$ 35,190.00	\$ -
9200 State Revenues	\$ -	\$ -
9300 Federal Revenues	\$ -	\$ -
9400 Miscellaneous Revenues	\$ 247.40	\$ -
9500	\$ -	\$ -
9600 Other Revenues	\$ -	\$ -
9700 School Revenues	\$ -	\$ -
All Other Non-Tax Revenues	\$ -	\$ -
Sales Tax and Sales Tax Interest	\$ -	\$ -
Cash Fund Balance Forward From Preceding Year	\$ 35,707.98	\$ -
Prior Expenditures Recovered	\$ -	\$ -
TOTAL RECEIPTS	\$ 71,145.38	\$ -
TOTAL RECEIPTS AND BALANCE	\$ 71,145.38	\$ 37,637.98
Warrants of Year in Caption	\$ 15,103.63	\$ 1,930.00
Interest Paid Thereon	\$ -	\$ -
TOTAL DISBURSEMENTS	\$ 15,103.63	\$ 1,930.00
CASH BALANCE JUNE 30, 2021	\$ 56,041.75	\$ 35,707.98
Reserve for Warrants Outstanding	\$ -	\$ -
Reserve for Interest on Warrants	\$ -	\$ -
Reserves From Schedule 8	\$ -	\$ -
TOTAL LIABILITES AND RESERVE	\$ -	\$ -
DEFICIT:	\$ -	\$ -
CASH BALANCE FORWARD TO NEXT YEAR	\$ 56,041.75	\$ 35,707.98

Schedule 9: Industrial Development Bond Funds Summary of Expenses				
Total for Expenses	Net Appropriations July 1, 2021	Warrants Issued	Reserves	Approved by County Excise Board
1100 Total Salaries	\$ -	\$ -	\$ -	\$ -
1200 Fringe Benefits	\$ -	\$ -	\$ -	\$ -
1300 Travel Related	\$ -	\$ -	\$ -	\$ -
2000 Total Maintenance & Operations	\$ -	\$ 15,103.63	\$ -	\$ -
4100 Total Machinery & Equipment, Capital Outlay	\$ -	\$ -	\$ -	\$ -
All Other Expenses	\$ -	\$ -	\$ -	\$ -
TOTAL EXPENDITURES 2020-21 FISCAL YEAR	\$ -	\$ 15,103.63	\$ -	\$ -

COURT CLERK PAYROLL COVERING THE PERIOD 7/1/2020 TO 6/30/2021
ESTIMATE OF NEEDS FOR 2021-2022

I-1211

COURT CLERK PAYROLL

Schedule 1: Current Balance Sheet - June 30, 2021	
ASSETS:	
Cash Balances	\$ 3,838.09
Investments	\$ -
TOTAL ASSETS	\$ 3,838.09
LIABILITIES AND RESERVES:	
Warrants Outstanding	\$ 3,838.09
Reserve for Interest on Warrants	\$ -
Reserves From Schedule 3	\$ -
TOTAL LIABILITIES AND RESERVES	\$ 3,838.09
CASH FUND BALANCE JUNE 30, 2021	\$ -
TOTAL LIABILITIES, RESERVES AND CASH FUND BALANCE	\$ 3,838.09

Schedule 5: Industrial Development Bond Funds Balance Sheet of Current and All Prior Years		
CURRENT AND ALL PRIOR YEARS	2020-21	PRE-2020
Cash Balance Reported to Excise Board June 30, 2020	\$ -	\$ 3,836.28
Opening Balance from Prior Year	\$ -	\$ -
Cash Fund Balance Transferred Out	\$ -	\$ -
Cash Fund Balance Transferred In	\$ -	\$ -
Adjusted Cash Balance	\$ -	\$ 3,836.28
Ad Valorem Tax Apportioned To Year In Caption	\$ -	\$ -
Sources of Revenue		
9000 Interest, Mortgage Tax	\$ -	\$ -
9100 Local Revenues	\$ 46,057.08	\$ -
9200 State Revenues	\$ -	\$ -
9300 Federal Revenues	\$ -	\$ -
9400 Miscellaneous Revenues	\$ -	\$ -
9500	\$ -	\$ -
9600 Other Revenues	\$ -	\$ -
9700 School Revenues	\$ -	\$ -
All Other Non-Tax Revenues	\$ -	\$ -
Sales Tax and Sales Tax Interest	\$ -	\$ -
Cash Fund Balance Forward From Preceding Year	\$ -	\$ -
Prior Expenditures Recovered	\$ -	\$ -
TOTAL RECEIPTS	\$ 46,057.08	\$ -
TOTAL RECEIPTS AND BALANCE	\$ 46,057.08	\$ 3,836.28
Warrants of Year in Caption	\$ 42,218.99	\$ 3,836.28
Interest Paid Thereon	\$ -	\$ -
TOTAL DISBURSEMENTS	\$ 42,218.99	\$ 3,836.28
CASH BALANCE JUNE 30, 2021	\$ 3,838.09	\$ -
Reserve for Warrants Outstanding	\$ 3,838.09	\$ -
Reserve for Interest on Warrants	\$ -	\$ -
Reserves From Schedule 8	\$ -	\$ -
TOTAL LIABILITES AND RESERVE	\$ 3,838.09	\$ -
DEFICIT:	\$ -	\$ -
CASH BALANCE FORWARD TO NEXT YEAR	\$ -	\$ -

Schedule 9: Industrial Development Bond Funds Summary of Expenses				
Total for Expenses	Net Appropriations July 1, 2021	Warrants Issued	Reserves	Approved by County Excise Board
1100 Total Salaries	\$ -	\$ 46,057.08	\$ -	\$ -
1200 Fringe Benefits	\$ -	\$ -	\$ -	\$ -
1300 Travel Related	\$ -	\$ -	\$ -	\$ -
2000 Total Maintenance & Operations	\$ -	\$ -	\$ -	\$ -
4100 Total Machinery & Equipment, Capital Outlay	\$ -	\$ -	\$ -	\$ -
All Other Expenses	\$ -	\$ -	\$ -	\$ -
TOTAL EXPENDITURES 2020-21 FISCAL YEAR	\$ -	\$ 46,057.08	\$ -	\$ -

I-1218

LOCAL EMERGENCY PLANNING COMMITTEE

Schedule 1: Current Balance Sheet - June 30, 2021	
ASSETS:	
Cash Balances	\$ 3,906.80
Investments	\$ -
TOTAL ASSETS	\$ 3,906.80
LIABILITIES AND RESERVES:	
Warrants Outstanding	\$ -
Reserve for Interest on Warrants	\$ -
Reserves From Schedule 3	\$ -
TOTAL LIABILITIES AND RESERVES	\$ -
CASH FUND BALANCE JUNE 30, 2021	\$ 3,906.80
TOTAL LIABILITIES, RESERVES AND CASH FUND BALANCE	\$ 3,906.80

Schedule 5: Industrial Development Bond Funds Balance Sheet of Current and All Prior Years		
CURRENT AND ALL PRIOR YEARS	2020-21	PRE-2020
Cash Balance Reported to Excise Board June 30, 2020	\$ -	\$ 1,932.35
Opening Balance from Prior Year	\$ -	\$ -
Cash Fund Balance Transferred Out	\$ -	\$ -
Cash Fund Balance Transferred In	\$ -	\$ -
Adjusted Cash Balance	\$ -	\$ 1,932.35
Ad Valorem Tax Apportioned To Year In Caption	\$ -	\$ -
Sources of Revenue		
9000 Interest, Mortgage Tax	\$ -	\$ -
9100 Local Revenues	\$ -	\$ -
9200 State Revenues	\$ 2,000.00	\$ -
9300 Federal Revenues	\$ -	\$ -
9400 Miscellaneous Revenues	\$ -	\$ -
9500	\$ -	\$ -
9600 Other Revenues	\$ -	\$ -
9700 School Revenues	\$ -	\$ -
All Other Non-Tax Revenues	\$ -	\$ -
Sales Tax and Sales Tax Interest	\$ -	\$ -
Cash Fund Balance Forward From Preceding Year	\$ 1,932.35	\$ -
Prior Expenditures Recovered	\$ -	\$ -
TOTAL RECEIPTS	\$ 3,932.35	\$ -
TOTAL RECEIPTS AND BALANCE	\$ 3,932.35	\$ 1,932.35
Warrants of Year in Caption	\$ 25.55	\$ -
Interest Paid Thereon	\$ -	\$ -
TOTAL DISBURSEMENTS	\$ 25.55	\$ -
CASH BALANCE JUNE 30, 2021	\$ 3,906.80	\$ 1,932.35
Reserve for Warrants Outstanding	\$ -	\$ -
Reserve for Interest on Warrants	\$ -	\$ -
Reserves From Schedule 8	\$ -	\$ -
TOTAL LIABILITES AND RESERVE	\$ -	\$ -
DEFICIT:	\$ -	\$ -
CASH BALANCE FORWARD TO NEXT YEAR	\$ 3,906.80	\$ 1,932.35

Schedule 9: Industrial Development Bond Funds Summary of Expenses				
Total for Expenses	Net Appropriations July 1, 2021	Warrants Issued	Reserves	Approved by County Excise Board
1100 Total Salaries	\$ -	\$ -	\$ -	\$ -
1200 Fringe Benefits	\$ -	\$ -	\$ -	\$ -
1300 Travel Related	\$ -	\$ -	\$ -	\$ -
2000 Total Maintenance & Operations	\$ -	\$ 25.55	\$ -	\$ -
4100 Total Machinery & Equipment, Capital Outlay	\$ -	\$ -	\$ -	\$ -
All Other Expenses	\$ -	\$ -	\$ -	\$ -
TOTAL EXPENDITURES 2020-21 FISCAL YEAR	\$ -	\$ 25.55	\$ -	\$ -

RESALE PROPERTY COVERING THE PERIOD 7/1/2020 TO 6/30/2021
ESTIMATE OF NEEDS FOR 2021-2022

I-1220

RESALE PROPERTY

Schedule 1: Current Balance Sheet - June 30, 2021	
ASSETS:	
Cash Balances	\$ 347,929.14
Investments	\$ -
TOTAL ASSETS	\$ 347,929.14
LIABILITIES AND RESERVES:	
Warrants Outstanding	\$ 2,116.42
Reserve for Interest on Warrants	\$ -
Reserves From Schedule 3	\$ -
TOTAL LIABILITIES AND RESERVES	\$ 2,116.42
CASH FUND BALANCE JUNE 30, 2021	\$ 345,812.72
TOTAL LIABILITIES, RESERVES AND CASH FUND BALANCE	\$ 347,929.14

Schedule 5: Industrial Development Bond Funds Balance Sheet of Current and All Prior Years		
CURRENT AND ALL PRIOR YEARS	2020-21	PRE-2020
Cash Balance Reported to Excise Board June 30, 2020	\$ -	\$ 241,986.07
Opening Balance from Prior Year	\$ -	\$ -
Cash Fund Balance Transferred Out	\$ -	\$ -
Cash Fund Balance Transferred In	\$ 69,575.57	\$ -
Adjusted Cash Balance	\$ 69,575.57	\$ 241,986.07
Ad Valorem Tax Apportioned To Year In Caption	\$ 73,725.91	\$ -
Sources of Revenue		
9000 Interest, Mortgage Tax	\$ -	\$ -
9100 Local Revenues	\$ -	\$ -
9200 State Revenues	\$ -	\$ -
9300 Federal Revenues	\$ -	\$ -
9400 Miscellaneous Revenues	\$ -	\$ -
9500	\$ -	\$ -
9600 Other Revenues	\$ -	\$ -
9700 School Revenues	\$ -	\$ -
All Other Non-Tax Revenues	\$ -	\$ -
Sales Tax and Sales Tax Interest	\$ -	\$ -
Cash Fund Balance Forward From Preceding Year	\$ 240,203.95	\$ -
Prior Expenditures Recovered	\$ -	\$ -
TOTAL RECEIPTS	\$ 313,929.86	\$ -
TOTAL RECEIPTS AND BALANCE	\$ 383,505.43	\$ 241,986.07
Warrants of Year in Caption	\$ 35,576.29	\$ 1,782.12
Interest Paid Thereon	\$ -	\$ -
TOTAL DISBURSEMENTS	\$ 35,576.29	\$ 1,782.12
CASH BALANCE JUNE 30, 2021	\$ 347,929.14	\$ 240,203.95
Reserve for Warrants Outstanding	\$ 2,116.42	\$ -
Reserve for Interest on Warrants	\$ -	\$ -
Reserves From Schedule 8	\$ -	\$ -
TOTAL LIABILITES AND RESERVE	\$ 2,116.42	\$ -
DEFICIT:	\$ -	\$ -
CASH BALANCE FORWARD TO NEXT YEAR	\$ 345,812.72	\$ 240,203.95

Schedule 9: Industrial Development Bond Funds Summary of Expenses				
Total for Expenses	Net Appropriations July 1, 2021	Warrants Issued	Reserves	Approved by County Excise Board
1100 Total Salaries	\$ -	\$ 195.00	\$ -	\$ -
1200 Fringe Benefits	\$ -	\$ -	\$ -	\$ -
1300 Travel Related	\$ -	\$ 3,110.45	\$ -	\$ -
2000 Total Maintenance & Operations	\$ -	\$ 34,387.26	\$ -	\$ -
4100 Total Machinery & Equipment, Capital Outlay	\$ -	\$ -	\$ -	\$ -
All Other Expenses	\$ -	\$ -	\$ -	\$ -
TOTAL EXPENDITURES 2020-21 FISCAL YEAR	\$ -	\$ 37,692.71	\$ -	\$ -

I-1223

SHERIFF COMMISSARY

Schedule 1: Current Balance Sheet - June 30, 2021	
ASSETS:	
Cash Balances	\$ 87,772.92
Investments	\$ -
TOTAL ASSETS	\$ 87,772.92
LIABILITIES AND RESERVES:	
Warrants Outstanding	\$ 579.58
Reserve for Interest on Warrants	\$ -
Reserves From Schedule 3	\$ 8,750.00
TOTAL LIABILITIES AND RESERVES	\$ 9,329.58
CASH FUND BALANCE JUNE 30, 2021	\$ 78,443.34
TOTAL LIABILITIES, RESERVES AND CASH FUND BALANCE	\$ 87,772.92

Schedule 5: Industrial Development Bond Funds Balance Sheet of Current and All Prior Years		
CURRENT AND ALL PRIOR YEARS	2020-21	PRE-2020
Cash Balance Reported to Excise Board June 30, 2020	\$ -	\$ 127,118.74
Opening Balance from Prior Year	\$ -	\$ -
Cash Fund Balance Transferred Out	\$ -	\$ -
Cash Fund Balance Transferred In	\$ -	\$ -
Adjusted Cash Balance	\$ -	\$ 127,118.74
Ad Valorem Tax Apportioned To Year In Caption	\$ -	\$ -
Sources of Revenue		
9000 Interest, Mortgage Tax	\$ -	\$ -
9100 Local Revenues	\$ 68,782.83	\$ -
9200 State Revenues	\$ -	\$ -
9300 Federal Revenues	\$ -	\$ -
9400 Miscellaneous Revenues	\$ -	\$ -
9500	\$ -	\$ -
9600 Other Revenues	\$ -	\$ -
9700 School Revenues	\$ -	\$ -
All Other Non-Tax Revenues	\$ -	\$ -
Sales Tax and Sales Tax Interest	\$ -	\$ -
Cash Fund Balance Forward From Preceding Year	\$ 124,580.07	\$ -
Prior Expenditures Recovered	\$ -	\$ -
TOTAL RECEIPTS	\$ 193,362.90	\$ -
TOTAL RECEIPTS AND BALANCE	\$ 193,362.90	\$ 127,118.74
Warrants of Year in Caption	\$ 105,589.98	\$ 2,538.67
Interest Paid Thereon	\$ -	\$ -
TOTAL DISBURSEMENTS	\$ 105,589.98	\$ 2,538.67
CASH BALANCE JUNE 30, 2021	\$ 87,772.92	\$ 124,580.07
Reserve for Warrants Outstanding	\$ 579.58	\$ -
Reserve for Interest on Warrants	\$ -	\$ -
Reserves From Schedule 8	\$ 8,750.00	\$ -
TOTAL LIABILITES AND RESERVE	\$ 9,329.58	\$ -
DEFICIT:	\$ -	\$ -
CASH BALANCE FORWARD TO NEXT YEAR	\$ 78,443.34	\$ 124,580.07

Schedule 9: Industrial Development Bond Funds Summary of Expenses				
Total for Expenses	Net Appropriations July 1, 2021	Warrants Issued	Reserves	Approved by County Excise Board
1100 Total Salaries	\$ -	\$ -	\$ -	\$ -
1200 Fringe Benefits	\$ -	\$ -	\$ -	\$ -
1300 Travel Related	\$ -	\$ 715.00	\$ -	\$ -
2000 Total Maintenance & Operations	\$ -	\$ 105,454.56	\$ 8,750.00	\$ -
4100 Total Machinery & Equipment, Capital Outlay	\$ -	\$ -	\$ -	\$ -
All Other Expenses	\$ -	\$ -	\$ -	\$ -
TOTAL EXPENDITURES 2020-21 FISCAL YEAR	\$ -	\$ 106,169.56	\$ 8,750.00	\$ -

SHERIFF SERVICE FEE COVERING THE PERIOD 7/1/2020 TO 6/30/2021
ESTIMATE OF NEEDS FOR 2021-2022

I-1226

SHERIFF SERVICE FEE

Schedule 1: Current Balance Sheet - June 30, 2021	
ASSETS:	
Cash Balances	\$ 394,107.64
Investments	\$ -
TOTAL ASSETS	\$ 394,107.64
LIABILITIES AND RESERVES:	
Warrants Outstanding	\$ 393.98
Reserve for Interest on Warrants	\$ -
Reserves From Schedule 3	\$ 45,311.84
TOTAL LIABILITIES AND RESERVES	\$ 45,705.82
CASH FUND BALANCE JUNE 30, 2021	\$ 348,401.82
TOTAL LIABILITIES, RESERVES AND CASH FUND BALANCE	\$ 394,107.64

Schedule 5: Industrial Development Bond Funds Balance Sheet of Current and All Prior Years		
CURRENT AND ALL PRIOR YEARS	2020-21	PRE-2020
Cash Balance Reported to Excise Board June 30, 2020	\$ -	\$ 375,458.83
Opening Balance from Prior Year	\$ -	\$ -
Cash Fund Balance Transferred Out	\$ -	\$ -
Cash Fund Balance Transferred In	\$ -	\$ -
Adjusted Cash Balance	\$ -	\$ 375,458.83
Ad Valorem Tax Apportioned To Year In Caption	\$ 550.00	\$ -
Sources of Revenue		
9000 Interest, Mortgage Tax	\$ -	\$ -
9100 Local Revenues	\$ 198,945.95	\$ -
9200 State Revenues	\$ 46,218.00	\$ -
9300 Federal Revenues	\$ -	\$ -
9400 Miscellaneous Revenues	\$ 104.40	\$ -
9500	\$ -	\$ -
9600 Other Revenues	\$ -	\$ -
9700 School Revenues	\$ -	\$ -
All Other Non-Tax Revenues	\$ -	\$ -
Sales Tax and Sales Tax Interest	\$ -	\$ -
Cash Fund Balance Forward From Preceding Year	\$ 361,937.96	\$ -
Prior Expenditures Recovered	\$ -	\$ -
TOTAL RECEIPTS	\$ 607,756.31	\$ -
TOTAL RECEIPTS AND BALANCE	\$ 607,756.31	\$ 375,458.83
Warrants of Year in Caption	\$ 213,648.67	\$ 13,520.87
Interest Paid Thereon	\$ -	\$ -
TOTAL DISBURSEMENTS	\$ 213,648.67	\$ 13,520.87
CASH BALANCE JUNE 30, 2021	\$ 394,107.64	\$ 361,937.96
Reserve for Warrants Outstanding	\$ 393.98	\$ -
Reserve for Interest on Warrants	\$ -	\$ -
Reserves From Schedule 8	\$ 45,311.84	\$ -
TOTAL LIABILITES AND RESERVE	\$ 45,705.82	\$ -
DEFICIT:	\$ -	\$ -
CASH BALANCE FORWARD TO NEXT YEAR	\$ 348,401.82	\$ 361,937.96

Schedule 9: Industrial Development Bond Funds Summary of Expenses				
Total for Expenses	Net Appropriations July 1, 2021	Warrants Issued	Reserves	Approved by County Excise Board
1100 Total Salaries	\$ -	\$ -	\$ -	\$ -
1200 Fringe Benefits	\$ -	\$ -	\$ -	\$ -
1300 Travel Related	\$ -	\$ 7,377.07	\$ 3,411.69	\$ -
2000 Total Maintenance & Operations	\$ -	\$ 184,495.58	\$ 41,900.15	\$ -
4100 Total Machinery & Equipment, Capital Outlay	\$ -	\$ 4,737.00	\$ -	\$ -
All Other Expenses	\$ -	\$ 17,433.00	\$ -	\$ -
TOTAL EXPENDITURES 2020-21 FISCAL YEAR	\$ -	\$ 214,042.65	\$ 45,311.84	\$ -

I-1230

TREASURER MORTGAGE CERTIFICATION

Schedule 1: Current Balance Sheet - June 30, 2021	
ASSETS:	
Cash Balances	\$ 14,940.95
Investments	\$ -
TOTAL ASSETS	\$ 14,940.95
LIABILITIES AND RESERVES:	
Warrants Outstanding	\$ -
Reserve for Interest on Warrants	\$ -
Reserves From Schedule 3	\$ -
TOTAL LIABILITIES AND RESERVES	\$ -
CASH FUND BALANCE JUNE 30, 2021	\$ 14,940.95
TOTAL LIABILITIES, RESERVES AND CASH FUND BALANCE	\$ 14,940.95

Schedule 5: Industrial Development Bond Funds Balance Sheet of Current and All Prior Years		
CURRENT AND ALL PRIOR YEARS	2020-21	PRE-2020
Cash Balance Reported to Excise Board June 30, 2020	\$ -	\$ 13,306.95
Opening Balance from Prior Year	\$ -	\$ -
Cash Fund Balance Transferred Out	\$ -	\$ -
Cash Fund Balance Transferred In	\$ -	\$ -
Adjusted Cash Balance	\$ -	\$ 13,306.95
Ad Valorem Tax Apportioned To Year In Caption	\$ -	\$ -
Sources of Revenue		
9000 Interest, Mortgage Tax	\$ 2,550.00	\$ -
9100 Local Revenues	\$ -	\$ -
9200 State Revenues	\$ -	\$ -
9300 Federal Revenues	\$ -	\$ -
9400 Miscellaneous Revenues	\$ -	\$ -
9500	\$ -	\$ -
9600 Other Revenues	\$ -	\$ -
9700 School Revenues	\$ -	\$ -
All Other Non-Tax Revenues	\$ -	\$ -
Sales Tax and Sales Tax Interest	\$ -	\$ -
Cash Fund Balance Forward From Preceding Year	\$ 13,306.95	\$ -
Prior Expenditures Recovered	\$ -	\$ -
TOTAL RECEIPTS	\$ 15,856.95	\$ -
TOTAL RECEIPTS AND BALANCE	\$ 15,856.95	\$ 13,306.95
Warrants of Year in Caption	\$ 916.00	\$ -
Interest Paid Thereon	\$ -	\$ -
TOTAL DISBURSEMENTS	\$ 916.00	\$ -
CASH BALANCE JUNE 30, 2021	\$ 14,940.95	\$ 13,306.95
Reserve for Warrants Outstanding	\$ -	\$ -
Reserve for Interest on Warrants	\$ -	\$ -
Reserves From Schedule 8	\$ -	\$ -
TOTAL LIABILITES AND RESERVE	\$ -	\$ -
DEFICIT:	\$ -	\$ -
CASH BALANCE FORWARD TO NEXT YEAR	\$ 14,940.95	\$ 13,306.95

Schedule 9: Industrial Development Bond Funds Summary of Expenses				
Total for Expenses	Net Appropriations July 1, 2021	Warrants Issued	Reserves	Approved by County Excise Board
1100 Total Salaries	\$ -	\$ -	\$ -	\$ -
1200 Fringe Benefits	\$ -	\$ -	\$ -	\$ -
1300 Travel Related	\$ -	\$ 916.00	\$ -	\$ -
2000 Total Maintenance & Operations	\$ -	\$ -	\$ -	\$ -
4100 Total Machinery & Equipment, Capital Outlay	\$ -	\$ -	\$ -	\$ -
All Other Expenses	\$ -	\$ -	\$ -	\$ -
TOTAL EXPENDITURES 2020-21 FISCAL YEAR	\$ -	\$ 916.00	\$ -	\$ -

SHERIFF DRUG BUY COVERING THE PERIOD 7/1/2020 TO 6/30/2021
ESTIMATE OF NEEDS FOR 2021-2022

I-1232

SHERIFF DRUG BUY

Schedule 1: Current Balance Sheet - June 30, 2021	
ASSETS:	
Cash Balances	\$ 77,635.94
Investments	\$ -
TOTAL ASSETS	\$ 77,635.94
LIABILITIES AND RESERVES:	
Warrants Outstanding	\$ -
Reserve for Interest on Warrants	\$ -
Reserves From Schedule 3	\$ -
TOTAL LIABILITIES AND RESERVES	\$ -
CASH FUND BALANCE JUNE 30, 2021	\$ 77,635.94
TOTAL LIABILITIES, RESERVES AND CASH FUND BALANCE	\$ 77,635.94

Schedule 5: Industrial Development Bond Funds Balance Sheet of Current and All Prior Years		
CURRENT AND ALL PRIOR YEARS	2020-21	PRE-2020
Cash Balance Reported to Excise Board June 30, 2020	\$ -	\$ 77,635.94
Opening Balance from Prior Year	\$ -	\$ -
Cash Fund Balance Transferred Out	\$ -	\$ -
Cash Fund Balance Transferred In	\$ -	\$ -
Adjusted Cash Balance	\$ -	\$ 77,635.94
Ad Valorem Tax Apportioned To Year In Caption	\$ -	\$ -
Sources of Revenue		
9000 Interest, Mortgage Tax	\$ -	\$ -
9100 Local Revenues	\$ -	\$ -
9200 State Revenues	\$ -	\$ -
9300 Federal Revenues	\$ -	\$ -
9400 Miscellaneous Revenues	\$ -	\$ -
9500	\$ -	\$ -
9600 Other Revenues	\$ -	\$ -
9700 School Revenues	\$ -	\$ -
All Other Non-Tax Revenues	\$ -	\$ -
Sales Tax and Sales Tax Interest	\$ -	\$ -
Cash Fund Balance Forward From Preceding Year	\$ 77,635.94	\$ -
Prior Expenditures Recovered	\$ -	\$ -
TOTAL RECEIPTS	\$ 77,635.94	\$ -
TOTAL RECEIPTS AND BALANCE	\$ 77,635.94	\$ 77,635.94
Warrants of Year in Caption	\$ -	\$ -
Interest Paid Thereon	\$ -	\$ -
TOTAL DISBURSEMENTS	\$ -	\$ -
CASH BALANCE JUNE 30, 2021	\$ 77,635.94	\$ 77,635.94
Reserve for Warrants Outstanding	\$ -	\$ -
Reserve for Interest on Warrants	\$ -	\$ -
Reserves From Schedule 8	\$ -	\$ -
TOTAL LIABILITES AND RESERVE	\$ -	\$ -
DEFICIT:	\$ -	\$ -
CASH BALANCE FORWARD TO NEXT YEAR	\$ 77,635.94	\$ 77,635.94

Schedule 9: Industrial Development Bond Funds Summary of Expenses				
Total for Expenses	Net Appropriations July 1, 2021	Warrants Issued	Reserves	Approved by County Excise Board
1100 Total Salaries	\$ -	\$ -	\$ -	\$ -
1200 Fringe Benefits	\$ -	\$ -	\$ -	\$ -
1300 Travel Related	\$ -	\$ -	\$ -	\$ -
2000 Total Maintenance & Operations	\$ -	\$ -	\$ -	\$ -
4100 Total Machinery & Equipment, Capital Outlay	\$ -	\$ -	\$ -	\$ -
All Other Expenses	\$ -	\$ -	\$ -	\$ -
TOTAL EXPENDITURES 2020-21 FISCAL YEAR	\$ -	\$ -	\$ -	\$ -

DRUG COURT COVERING THE PERIOD 7/1/2020 TO 6/30/2021
ESTIMATE OF NEEDS FOR 2021-2022

I-1233

DRUG COURT

Schedule 1: Current Balance Sheet - June 30, 2021	
ASSETS:	
Cash Balances	\$ 167,580.68
Investments	\$ -
TOTAL ASSETS	\$ 167,580.68
LIABILITIES AND RESERVES:	
Warrants Outstanding	\$ 12,311.17
Reserve for Interest on Warrants	\$ -
Reserves From Schedule 3	\$ 11,106.92
TOTAL LIABILITIES AND RESERVES	\$ 23,418.09
CASH FUND BALANCE JUNE 30, 2021	\$ 144,162.59
TOTAL LIABILITIES, RESERVES AND CASH FUND BALANCE	\$ 167,580.68

Schedule 5: Industrial Development Bond Funds Balance Sheet of Current and All Prior Years		
CURRENT AND ALL PRIOR YEARS	2020-21	PRE-2020
Cash Balance Reported to Excise Board June 30, 2020	\$ -	\$ 180,160.34
Opening Balance from Prior Year	\$ -	\$ -
Cash Fund Balance Transferred Out	\$ -	\$ -
Cash Fund Balance Transferred In	\$ -	\$ -
Adjusted Cash Balance	\$ -	\$ 180,160.34
Ad Valorem Tax Apportioned To Year In Caption	\$ -	\$ -
Sources of Revenue		
9000 Interest, Mortgage Tax	\$ -	\$ -
9100 Local Revenues	\$ 55,585.35	\$ -
9200 State Revenues	\$ 43,687.50	\$ -
9300 Federal Revenues	\$ -	\$ -
9400 Miscellaneous Revenues	\$ -	\$ -
9500	\$ -	\$ -
9600 Other Revenues	\$ -	\$ -
9700 School Revenues	\$ -	\$ -
All Other Non-Tax Revenues	\$ -	\$ -
Sales Tax and Sales Tax Interest	\$ -	\$ -
Cash Fund Balance Forward From Preceding Year	\$ 171,417.84	\$ -
Prior Expenditures Recovered	\$ -	\$ -
TOTAL RECEIPTS	\$ 270,690.69	\$ -
TOTAL RECEIPTS AND BALANCE	\$ 270,690.69	\$ 180,160.34
Warrants of Year in Caption	\$ 103,110.01	\$ 8,742.50
Interest Paid Thereon	\$ -	\$ -
TOTAL DISBURSEMENTS	\$ 103,110.01	\$ 8,742.50
CASH BALANCE JUNE 30, 2021	\$ 167,580.68	\$ 171,417.84
Reserve for Warrants Outstanding	\$ 12,311.17	\$ -
Reserve for Interest on Warrants	\$ -	\$ -
Reserves From Schedule 8	\$ 11,106.92	\$ -
TOTAL LIABILITES AND RESERVE	\$ 23,418.09	\$ -
DEFICIT:	\$ -	\$ -
CASH BALANCE FORWARD TO NEXT YEAR	\$ 144,162.59	\$ 171,417.84

Schedule 9: Industrial Development Bond Funds Summary of Expenses				
Total for Expenses	Net Appropriations July 1, 2021	Warrants Issued	Reserves	Approved by County Excise Board
1100 Total Salaries	\$ -	\$ 65,190.87	\$ -	\$ -
1200 Fringe Benefits	\$ -	\$ -	\$ -	\$ -
1300 Travel Related	\$ -	\$ 1,653.96	\$ 442.92	\$ -
2000 Total Maintenance & Operations	\$ -	\$ 48,576.35	\$ 10,664.00	\$ -
4100 Total Machinery & Equipment, Capital Outlay	\$ -	\$ -	\$ -	\$ -
All Other Expenses	\$ -	\$ -	\$ -	\$ -
TOTAL EXPENDITURES 2020-21 FISCAL YEAR	\$ -	\$ 115,421.18	\$ 11,106.92	\$ -

I-1401

COMMUNITY DEVELOPMENT BLOCK GRANTS ASSIGNED BY COUNTY

Schedule 1: Current Balance Sheet - June 30, 2021	
ASSETS:	
Cash Balances	\$ -
Investments	\$ -
TOTAL ASSETS	\$ -
LIABILITIES AND RESERVES:	
Warrants Outstanding	\$ -
Reserve for Interest on Warrants	\$ -
Reserves From Schedule 3	\$ -
TOTAL LIABILITIES AND RESERVES	\$ -
CASH FUND BALANCE JUNE 30, 2021	\$ -
TOTAL LIABILITIES, RESERVES AND CASH FUND BALANCE	\$ -

Schedule 5: Industrial Development Bond Funds Balance Sheet of Current and All Prior Years		
CURRENT AND ALL PRIOR YEARS	2020-21	PRE-2020
Cash Balance Reported to Excise Board June 30, 2020	\$ -	\$ -
Opening Balance from Prior Year	\$ -	\$ -
Cash Fund Balance Transferred Out	\$ -	\$ -
Cash Fund Balance Transferred In	\$ -	\$ -
Adjusted Cash Balance	\$ -	\$ -
Ad Valorem Tax Apportioned To Year In Caption	\$ -	\$ -
Sources of Revenue		
9000 Interest, Mortgage Tax	\$ -	\$ -
9100 Local Revenues	\$ -	\$ -
9200 State Revenues	\$ 1,700.00	\$ -
9300 Federal Revenues	\$ -	\$ -
9400 Miscellaneous Revenues	\$ -	\$ -
9500	\$ -	\$ -
9600 Other Revenues	\$ -	\$ -
9700 School Revenues	\$ -	\$ -
All Other Non-Tax Revenues	\$ -	\$ -
Sales Tax and Sales Tax Interest	\$ -	\$ -
Cash Fund Balance Forward From Preceding Year	\$ -	\$ -
Prior Expenditures Recovered	\$ -	\$ -
TOTAL RECEIPTS	\$ 1,700.00	\$ -
TOTAL RECEIPTS AND BALANCE	\$ 1,700.00	\$ -
Warrants of Year in Caption	\$ 1,700.00	\$ -
Interest Paid Thereon	\$ -	\$ -
TOTAL DISBURSEMENTS	\$ 1,700.00	\$ -
CASH BALANCE JUNE 30, 2021	\$ -	\$ -
Reserve for Warrants Outstanding	\$ -	\$ -
Reserve for Interest on Warrants	\$ -	\$ -
Reserves From Schedule 8	\$ -	\$ -
TOTAL LIABILITES AND RESERVE	\$ -	\$ -
DEFICIT:	\$ -	\$ -
CASH BALANCE FORWARD TO NEXT YEAR	\$ -	\$ -

Schedule 9: Industrial Development Bond Funds Summary of Expenses				
Total for Expenses	Net Appropriations July 1, 2021	Warrants Issued	Reserves	Approved by County Excise Board
1100 Total Salaries	\$ -	\$ -	\$ -	\$ -
1200 Fringe Benefits	\$ -	\$ -	\$ -	\$ -
1300 Travel Related	\$ -	\$ -	\$ -	\$ -
2000 Total Maintenance & Operations	\$ -	\$ 1,700.00	\$ -	\$ (1,700.00)
4100 Total Machinery & Equipment, Capital Outlay	\$ -	\$ -	\$ -	\$ -
All Other Expenses	\$ -	\$ (1,700.00)	\$ -	\$ 1,700.00
TOTAL EXPENDITURES 2020-21 FISCAL YEAR	\$ -	\$ -	\$ -	\$ -

ESTIMATE OF NEEDS FOR 2021-2022

I-1403

COMMUNITY DEVELOPMENT BLOCK GRANTS ASSIGNED BY COUNTY

Schedule I: Current Balance Sheet - June 30, 2021	
ASSETS:	
Cash Balances	\$ 23,502.51
Investments	\$ -
TOTAL ASSETS	\$ 23,502.51
LIABILITIES AND RESERVES:	
Warrants Outstanding	\$ 40.01
Reserve for Interest on Warrants	\$ -
Reserves From Schedule 3	\$ 265.00
TOTAL LIABILITIES AND RESERVES	\$ 305.01
CASH FUND BALANCE JUNE 30, 2021	\$ 23,197.50
TOTAL LIABILITIES, RESERVES AND CASH FUND BALANCE	\$ 23,502.51

Schedule 5: Industrial Development Bond Funds Balance Sheet of Current and All Prior Years		
CURRENT AND ALL PRIOR YEARS	2020-21	PRE-2020
Cash Balance Reported to Excise Board June 30, 2020	\$ -	\$ 9,679.43
Opening Balance from Prior Year	\$ -	\$ -
Cash Fund Balance Transferred Out	\$ -	\$ -
Cash Fund Balance Transferred In	\$ -	\$ -
Adjusted Cash Balance	\$ -	\$ 9,679.43
Ad Valorem Tax Apportioned To Year In Caption	\$ -	\$ -
Sources of Revenue		
9000 Interest, Mortgage Tax	\$ -	\$ -
9100 Local Revenues	\$ -	\$ -
9200 State Revenues	\$ -	\$ -
9300 Federal Revenues	\$ 25,000.00	\$ -
9400 Miscellaneous Revenues	\$ -	\$ -
9500	\$ -	\$ -
9600 Other Revenues	\$ -	\$ -
9700 School Revenues	\$ -	\$ -
All Other Non-Tax Revenues	\$ -	\$ -
Sales Tax and Sales Tax Interest	\$ -	\$ -
Cash Fund Balance Forward From Preceding Year	\$ 5,293.70	\$ -
Prior Expenditures Recovered	\$ -	\$ -
TOTAL RECEIPTS	\$ 30,293.70	\$ -
TOTAL RECEIPTS AND BALANCE	\$ 30,293.70	\$ 9,679.43
Warrants of Year in Caption	\$ 6,791.19	\$ 4,385.73
Interest Paid Thereon	\$ -	\$ -
TOTAL DISBURSEMENTS	\$ 6,791.19	\$ 4,385.73
CASH BALANCE JUNE 30, 2021	\$ 23,502.51	\$ 5,293.70
Reserve for Warrants Outstanding	\$ 40.01	\$ -
Reserve for Interest on Warrants	\$ -	\$ -
Reserves From Schedule 8	\$ 265.00	\$ -
TOTAL LIABILITES AND RESERVE	\$ 305.01	\$ -
DEFICIT:	\$ -	\$ -
CASH BALANCE FORWARD TO NEXT YEAR	\$ 23,197.50	\$ 5,293.70

Schedule 9: Industrial Development Bond Funds Summary of Expenses				
Total for Expenses	Net Appropriations July 1, 2021	Warrants Issued	Reserves	Approved by County Excise Board
1100 Total Salaries	\$ -	\$ -	\$ -	\$ -
1200 Fringe Benefits	\$ -	\$ -	\$ -	\$ -
1300 Travel Related	\$ -	\$ 35.00	\$ -	\$ -
2000 Total Maintenance & Operations	\$ -	\$ 6,402.15	\$ 265.00	\$ -
4100 Total Machinery & Equipment, Capital Outlay	\$ -	\$ 394.05	\$ -	\$ -
All Other Expenses	\$ -	\$ -	\$ -	\$ -
TOTAL EXPENDITURES 2020-21 FISCAL YEAR	\$ -	\$ 6,831.20	\$ 265.00	\$ -

I-1427

RURAL ECONOMIC ACTION PLAN (REAP) ASSIGNED BY COUNTY

Schedule 1: Current Balance Sheet - June 30, 2021	
ASSETS:	
Cash Balances	\$ 59,752.00
Investments	\$ -
TOTAL ASSETS	\$ 59,752.00
LIABILITIES AND RESERVES:	
Warrants Outstanding	\$ -
Reserve for Interest on Warrants	\$ -
Reserves From Schedule 3	\$ -
TOTAL LIABILITIES AND RESERVES	\$ -
CASH FUND BALANCE JUNE 30, 2021	\$ 59,752.00
TOTAL LIABILITIES, RESERVES AND CASH FUND BALANCE	\$ 59,752.00

Schedule 5: Industrial Development Bond Funds Balance Sheet of Current and All Prior Years		
CURRENT AND ALL PRIOR YEARS	2020-21	PRE-2020
Cash Balance Reported to Excise Board June 30, 2020	\$ -	\$ -
Opening Balance from Prior Year	\$ -	\$ -
Cash Fund Balance Transferred Out	\$ -	\$ -
Cash Fund Balance Transferred In	\$ 59,752.00	\$ -
Adjusted Cash Balance	\$ 59,752.00	\$ -
Ad Valorem Tax Apportioned To Year In Caption	\$ -	\$ -
Sources of Revenue		
9000 Interest, Mortgage Tax	\$ -	\$ -
9100 Local Revenues	\$ -	\$ -
9200 State Revenues	\$ 59,713.35	\$ -
9300 Federal Revenues	\$ -	\$ -
9400 Miscellaneous Revenues	\$ -	\$ -
9500	\$ -	\$ -
9600 Other Revenues	\$ -	\$ -
9700 School Revenues	\$ -	\$ -
All Other Non-Tax Revenues	\$ -	\$ -
Sales Tax and Sales Tax Interest	\$ -	\$ -
Cash Fund Balance Forward From Preceding Year	\$ -	\$ -
Prior Expenditures Recovered	\$ -	\$ -
TOTAL RECEIPTS	\$ 59,713.35	\$ -
TOTAL RECEIPTS AND BALANCE	\$ 119,465.35	\$ -
Warrants of Year in Caption	\$ 59,713.35	\$ -
Interest Paid Thereon	\$ -	\$ -
TOTAL DISBURSEMENTS	\$ 59,713.35	\$ -
CASH BALANCE JUNE 30, 2021	\$ 59,752.00	\$ -
Reserve for Warrants Outstanding	\$ -	\$ -
Reserve for Interest on Warrants	\$ -	\$ -
Reserves From Schedule 8	\$ -	\$ -
TOTAL LIABILITES AND RESERVE	\$ -	\$ -
DEFICIT:	\$ -	\$ -
CASH BALANCE FORWARD TO NEXT YEAR	\$ 59,752.00	\$ -

Schedule 9: Industrial Development Bond Funds Summary of Expenses				
Total for Expenses	Net Appropriations July 1, 2021	Warrants Issued	Reserves	Approved by County Excise Board
1100 Total Salaries	\$ -	\$ -	\$ -	\$ -
1200 Fringe Benefits	\$ -	\$ -	\$ -	\$ -
1300 Travel Related	\$ -	\$ -	\$ -	\$ -
2000 Total Maintenance & Operations	\$ -	\$ -	\$ -	\$ -
4100 Total Machinery & Equipment, Capital Outlay	\$ -	\$ 59,713.35	\$ -	\$ -
All Other Expenses	\$ -	\$ -	\$ -	\$ -
TOTAL EXPENDITURES 2020-21 FISCAL YEAR	\$ -	\$ 59,713.35	\$ -	\$ -

I-1566

AMERICAN RESCUE PLAN ACT 2021

Schedule 1: Current Balance Sheet - June 30, 2021	
ASSETS:	
Cash Balances	\$ 1,060,152.50
Investments	\$ -
TOTAL ASSETS	\$ 1,060,152.50
LIABILITIES AND RESERVES:	
Warrants Outstanding	\$ -
Reserve for Interest on Warrants	\$ -
Reserves From Schedule 3	\$ -
TOTAL LIABILITIES AND RESERVES	\$ -
CASH FUND BALANCE JUNE 30, 2021	\$ 1,060,152.50
TOTAL LIABILITIES, RESERVES AND CASH FUND BALANCE	\$ 1,060,152.50

Schedule 5: Industrial Development Bond Funds Balance Sheet of Current and All Prior Years		
CURRENT AND ALL PRIOR YEARS	2020-21	PRE-2020
Cash Balance Reported to Excise Board June 30, 2020	\$ -	\$ -
Opening Balance from Prior Year	\$ -	\$ -
Cash Fund Balance Transferred Out	\$ -	\$ -
Cash Fund Balance Transferred In	\$ -	\$ -
Adjusted Cash Balance	\$ -	\$ -
Ad Valorem Tax Apportioned To Year In Caption	\$ -	\$ -
Sources of Revenue		
9000 Interest, Mortgage Tax	\$ -	\$ -
9100 Local Revenues	\$ -	\$ -
9200 State Revenues	\$ -	\$ -
9300 Federal Revenues	\$ 1,060,152.50	\$ -
9400 Miscellaneous Revenues	\$ -	\$ -
9500	\$ -	\$ -
9600 Other Revenues	\$ -	\$ -
9700 School Revenues	\$ -	\$ -
All Other Non-Tax Revenues	\$ -	\$ -
Sales Tax and Sales Tax Interest	\$ -	\$ -
Cash Fund Balance Forward From Preceding Year	\$ -	\$ -
Prior Expenditures Recovered	\$ -	\$ -
TOTAL RECEIPTS	\$ 1,060,152.50	\$ -
TOTAL RECEIPTS AND BALANCE	\$ 1,060,152.50	\$ -
Warrants of Year in Caption	\$ -	\$ -
Interest Paid Thereon	\$ -	\$ -
TOTAL DISBURSEMENTS	\$ -	\$ -
CASH BALANCE JUNE 30, 2021	\$ 1,060,152.50	\$ -
Reserve for Warrants Outstanding	\$ -	\$ -
Reserve for Interest on Warrants	\$ -	\$ -
Reserves From Schedule 8	\$ -	\$ -
TOTAL LIABILITES AND RESERVE	\$ -	\$ -
DEFICIT:	\$ -	\$ -
CASH BALANCE FORWARD TO NEXT YEAR	\$ 1,060,152.50	\$ -

Schedule 9: Industrial Development Bond Funds Summary of Expenses				
Total for Expenses	Net Appropriations July 1, 2021	Warrants Issued	Reserves	Approved by County Excise Board
1100 Total Salaries	\$ -	\$ -	\$ -	\$ -
1200 Fringe Benefits	\$ -	\$ -	\$ -	\$ -
1300 Travel Related	\$ -	\$ -	\$ -	\$ -
2000 Total Maintenance & Operations	\$ -	\$ -	\$ -	\$ -
4100 Total Machinery & Equipment, Capital Outlay	\$ -	\$ -	\$ -	\$ -
All Other Expenses	\$ -	\$ -	\$ -	\$ -
TOTAL EXPENDITURES 2020-21 FISCAL YEAR	\$ -	\$ -	\$ -	\$ -

TOTAL OF SALES TAX REVENUE FUNDS COVERING THE PERIOD JULY 1, 2020 TO JUNE 30, 2021
ESTIMATE OF NEEDS FOR 2021-2022

EXHIBIT "I.ST" TOTALS

Schedule 1: Current Balance Sheet - June 30, 2021	
ASSETS:	
Cash Balances	\$ 1,912,907.80
Investments	\$ -
TOTAL ASSETS	\$ 1,912,907.80
LIABILITIES AND RESERVES:	
Warrants Outstanding	\$ 80,962.23
Reserve for Interest on Warrants	\$ -
Reserves From Schedule 3	\$ 73,719.16
TOTAL LIABILITIES AND RESERVES	\$ 154,681.39
CASH FUND BALANCE JUNE 30, 2021	\$ 1,758,226.41
TOTAL LIABILITIES, RESERVES AND CASH FUND BALANCE	\$ 1,912,907.80

Schedule 5: Sales Tax Revenue Funds Balance Sheet of Current and All Prior Years		
CURRENT AND ALL PRIOR YEARS	2020-21	PRE-2020
Cash Balance Reported to Excise Board June 30, 2020	\$ -	\$ 1,952,889.39
Opening Balance from Prior Year	\$ -	\$ -
Cash Fund Balance Transferred Out	\$ -	\$ -
Cash Fund Balance Transferred In	\$ -	\$ -
Adjusted Cash Balance	\$ -	\$ 1,952,889.39
Ad Valorem Tax Apportioned To Year In Caption	\$ -	\$ -
Sources of Revenue		
9000 Interest, Mortgage Tax	\$ -	\$ -
9100 Local Revenues	\$ 2,161.79	\$ -
9200 State Revenues	\$ 148,335.81	\$ -
9300 Federal Revenues	\$ -	\$ -
9400 Miscellaneous Revenues	\$ 4,220.00	\$ -
9500	\$ -	\$ -
9600 Other Revenues	\$ -	\$ -
9700 School Revenues	\$ -	\$ -
All Other Non-Tax Revenues	\$ -	\$ -
Sales Tax and Sales Tax Interest	\$ 1,330,732.50	\$ -
Cash Fund Balance Forward From Preceding Year	\$ 1,809,724.40	\$ -
Prior Expenditures Recovered	\$ -	\$ -
TOTAL RECEIPTS	\$ 3,295,174.50	\$ -
TOTAL RECEIPTS AND BALANCE	\$ 3,295,174.50	\$ 1,952,889.39
Warrants of Year in Caption	\$ 1,382,266.70	\$ 143,164.99
Interest Paid Thereon	\$ -	\$ -
TOTAL DISBURSEMENTS	\$ 1,382,266.70	\$ 143,164.99
CASH BALANCE JUNE 30, 2021	\$ 1,912,907.80	\$ 1,809,724.40
Reserve for Warrants Outstanding	\$ 80,962.23	\$ -
Reserve for Interest on Warrants	\$ -	\$ -
Reserves From Schedule 8	\$ 73,719.16	\$ -
TOTAL LIABILITES AND RESERVE	\$ 154,681.39	\$ -
DEFICIT:	\$ -	\$ -
CASH BALANCE FORWARD TO NEXT YEAR	\$ 1,758,226.41	\$ 1,809,724.40

Schedule 9: Sales Tax Revenue Funds Summary of Expenses				
Total for Expenses	Net Appropriations July 1, 2021	Warrants Issued	Reserves	Approved by County Excise Board
1100 Total Salaries	\$ -	\$ -	\$ -	\$ (363,393.84)
1200 Fringe Benefits	\$ -	\$ -	\$ -	\$ -
1300 Travel Related	\$ -	\$ -	\$ 2,000.00	\$ (7,339.79)
2005 Total Maintenance & Operations	\$ -	\$ -	\$ 48,090.16	\$ (319,736.97)
4110 Machinery & Equipment, Capital Outlay	\$ -	\$ -	\$ 23,629.00	\$ (168,049.58)
All Other Expenses	\$ -	\$ -	\$ (73,719.16)	\$ 858,520.18
TOTAL EXPENDITURES 2020-21 FISCAL YEAR	\$ -	\$ -	\$ -	\$ -

AMBULANCE SERVICE DISTRICT SALES TAX COVERING THE PERIOD 7/1/2020 TO 6/30/2021
ESTIMATE OF NEEDS FOR 2021-2022

I.S.T-1303

AMBULANCE SERVICE DISTRICT SALES TAX

Schedule 1: Current Balance Sheet - June 30, 2021	
ASSETS:	
Cash Balances	\$ 220,827.82
Investments	\$ -
TOTAL ASSETS	\$ 220,827.82
LIABILITIES AND RESERVES:	
Warrants Outstanding	\$ 2,776.94
Reserve for Interest on Warrants	\$ -
Reserves From Schedule 3	\$ 280.16
TOTAL LIABILITIES AND RESERVES	\$ 3,057.10
CASH FUND BALANCE JUNE 30, 2021	\$ 217,770.72
TOTAL LIABILITIES, RESERVES AND CASH FUND BALANCE	\$ 220,827.82

Schedule 5: Industrial Development Bond Funds Balance Sheet of Current and All Prior Years		
CURRENT AND ALL PRIOR YEARS	2020-21	PRE-2020
Cash Balance Reported to Excise Board June 30, 2020	\$ -	\$ 237,289.10
Opening Balance from Prior Year	\$ -	\$ -
Cash Fund Balance Transferred Out	\$ -	\$ -
Cash Fund Balance Transferred In	\$ -	\$ -
Adjusted Cash Balance	\$ -	\$ 237,289.10
Ad Valorem Tax Apportioned To Year In Caption	\$ -	\$ -
Sources of Revenue		
9000 Interest, Mortgage Tax	\$ -	\$ -
9100 Local Revenues	\$ -	\$ -
9200 State Revenues	\$ -	\$ -
9300 Federal Revenues	\$ -	\$ -
9400 Miscellaneous Revenues	\$ -	\$ -
9500	\$ -	\$ -
9600 Other Revenues	\$ -	\$ -
9700 School Revenues	\$ -	\$ -
All Other Non-Tax Revenues	\$ -	\$ -
Sales Tax and Sales Tax Interest	\$ 76,041.85	\$ -
Cash Fund Balance Forward From Preceding Year	\$ 231,295.10	\$ -
Prior Expenditures Recovered	\$ -	\$ -
TOTAL RECEIPTS	\$ 307,336.95	\$ -
TOTAL RECEIPTS AND BALANCE	\$ 307,336.95	\$ 237,289.10
Warrants of Year in Caption	\$ 86,509.13	\$ 5,994.00
Interest Paid Thereon	\$ -	\$ -
TOTAL DISBURSEMENTS	\$ 86,509.13	\$ 5,994.00
CASH BALANCE JUNE 30, 2021	\$ 220,827.82	\$ 231,295.10
Reserve for Warrants Outstanding	\$ 2,776.94	\$ -
Reserve for Interest on Warrants	\$ -	\$ -
Reserves From Schedule 8	\$ 280.16	\$ -
TOTAL LIABILITIES AND RESERVE	\$ 3,057.10	\$ -
DEFICIT:	\$ -	\$ -
CASH BALANCE FORWARD TO NEXT YEAR	\$ 217,770.72	\$ 231,295.10

Schedule 9: Industrial Development Bond Funds Summary of Expenses				
Total for Expenses	Net Appropriations July 1, 2021	Warrants Issued	Reserves	Approved by County Excise Board
1100 Total Salaries	\$ -	\$ -	\$ -	\$ -
1200 Fringe Benefits	\$ -	\$ -	\$ -	\$ -
1300 Travel Related	\$ -	\$ -	\$ -	\$ -
2000 Total Maintenance & Operations	\$ -	\$ 13,232.37	\$ 280.16	\$ (19,506.53)
4100 Total Machinery & Equipment, Capital Outlay	\$ -	\$ 76,053.70	\$ -	\$ (76,053.70)
All Other Expenses	\$ -	\$ (89,286.07)	\$ (280.16)	\$ 95,560.23
TOTAL EXPENDITURES 2020-21 FISCAL YEAR	\$ -	\$ -	\$ -	\$ -

EXTENSION SALES TAX COVERING THE PERIOD 7/1/2020 TO 6/30/2021
ESTIMATE OF NEEDS FOR 2021-2022

1ST-1308

EXTENSION SALES TAX

Schedule I: Current Balance Sheet - June 30, 2021	
ASSETS:	
Cash Balances	\$ 382,212.47
Investments	\$ -
TOTAL ASSETS	\$ 382,212.47
LIABILITIES AND RESERVES:	
Warrants Outstanding	\$ 741.97
Reserve for Interest on Warrants	\$ -
Reserves From Schedule 3	\$ 10,610.00
TOTAL LIABILITIES AND RESERVES	\$ 11,351.97
CASH FUND BALANCE JUNE 30, 2021	\$ 370,860.50
TOTAL LIABILITIES, RESERVES AND CASH FUND BALANCE	\$ 382,212.47

Schedule 5: Industrial Development Bond Funds Balance Sheet of Current and All Prior Years		
CURRENT AND ALL PRIOR YEARS	2020-21	PRE-2020
Cash Balance Reported to Excise Board June 30, 2020	\$ -	\$ 366,851.68
Opening Balance from Prior Year	\$ -	\$ -
Cash Fund Balance Transferred Out	\$ -	\$ -
Cash Fund Balance Transferred In	\$ -	\$ -
Adjusted Cash Balance	\$ -	\$ 366,851.68
Ad Valorem Tax Apportioned To Year In Caption	\$ -	\$ -
Sources of Revenue		
9000 Interest, Mortgage Tax	\$ -	\$ -
9100 Local Revenues	\$ -	\$ -
9200 State Revenues	\$ -	\$ -
9300 Federal Revenues	\$ -	\$ -
9400 Miscellaneous Revenues	\$ -	\$ -
9500	\$ -	\$ -
9600 Other Revenues	\$ -	\$ -
9700 School Revenues	\$ -	\$ -
All Other Non-Tax Revenues	\$ -	\$ -
Sales Tax and Sales Tax Interest	\$ 114,062.78	\$ -
Cash Fund Balance Forward From Preceding Year	\$ 360,085.11	\$ -
Prior Expenditures Recovered	\$ -	\$ -
TOTAL RECEIPTS	\$ 474,147.89	\$ -
TOTAL RECEIPTS AND BALANCE	\$ 474,147.89	\$ 366,851.68
Warrants of Year in Caption	\$ 91,935.42	\$ 6,766.57
Interest Paid Thereon	\$ -	\$ -
TOTAL DISBURSEMENTS	\$ 91,935.42	\$ 6,766.57
CASH BALANCE JUNE 30, 2021	\$ 382,212.47	\$ 360,085.11
Reserve for Warrants Outstanding	\$ 741.97	\$ -
Reserve for Interest on Warrants	\$ -	\$ -
Reserves From Schedule 8	\$ 10,610.00	\$ -
TOTAL LIABILITES AND RESERVE	\$ 11,351.97	\$ -
DEFICIT:	\$ -	\$ -
CASH BALANCE FORWARD TO NEXT YEAR	\$ 370,860.50	\$ 360,085.11

Schedule 9: Industrial Development Bond Funds Summary of Expenses				
Total for Expenses	Net Appropriations July 1, 2021	Warrants Issued	Reserves	Approved by County Excise Board
1100 Total Salaries	\$ -	\$ -	\$ -	\$ -
1200 Fringe Benefits	\$ -	\$ -	\$ -	\$ -
1300 Travel Related	\$ -	\$ 5,022.10	\$ 2,000.00	\$ (7,339.79)
2000 Total Maintenance & Operations	\$ -	\$ 83,878.46	\$ 8,610.00	\$ (96,909.76)
4100 Total Machinery & Equipment, Capital Outlay	\$ -	\$ 3,776.83	\$ -	\$ (5,785.39)
All Other Expenses	\$ -	\$ (92,677.39)	\$ (10,610.00)	\$ 110,034.94
TOTAL EXPENDITURES 2020-21 FISCAL YEAR	\$ -	\$ -	\$ -	\$ -

FAIR MAINTENANCE SALES TAX COVERING THE PERIOD 7/1/2020 TO 6/30/2021
ESTIMATE OF NEEDS FOR 2021-2022

1ST-1310

FAIR MAINTENANCE SALES TAX

Schedule 1: Current Balance Sheet - June 30, 2021	
ASSETS:	
Cash Balances	\$ 31,875.58
Investments	\$ -
TOTAL ASSETS	\$ 31,875.58
LIABILITIES AND RESERVES:	
Warrants Outstanding	\$ -
Reserve for Interest on Warrants	\$ -
Reserves From Schedule 3	\$ -
TOTAL LIABILITIES AND RESERVES	\$ -
CASH FUND BALANCE JUNE 30, 2021	\$ 31,875.58
TOTAL LIABILITIES, RESERVES AND CASH FUND BALANCE	\$ 31,875.58

Schedule 5: Industrial Development Bond Funds Balance Sheet of Current and All Prior Years		
CURRENT AND ALL PRIOR YEARS	2020-21	PRE-2020
Cash Balance Reported to Excise Board June 30, 2020	\$ -	\$ 17,163.53
Opening Balance from Prior Year	\$ -	\$ -
Cash Fund Balance Transferred Out	\$ -	\$ -
Cash Fund Balance Transferred In	\$ -	\$ -
Adjusted Cash Balance	\$ -	\$ 17,163.53
Ad Valorem Tax Apportioned To Year In Caption	\$ -	\$ -
Sources of Revenue		
9000 Interest, Mortgage Tax	\$ -	\$ -
9100 Local Revenues	\$ -	\$ -
9200 State Revenues	\$ -	\$ -
9300 Federal Revenues	\$ -	\$ -
9400 Miscellaneous Revenues	\$ 4,220.00	\$ -
9500	\$ -	\$ -
9600 Other Revenues	\$ -	\$ -
9700 School Revenues	\$ -	\$ -
All Other Non-Tax Revenues	\$ -	\$ -
Sales Tax and Sales Tax Interest	\$ 19,010.47	\$ -
Cash Fund Balance Forward From Preceding Year	\$ 17,163.53	\$ -
Prior Expenditures Recovered	\$ -	\$ -
TOTAL RECEIPTS	\$ 40,394.00	\$ -
TOTAL RECEIPTS AND BALANCE	\$ 40,394.00	\$ 17,163.53
Warrants of Year in Caption	\$ 8,518.42	\$ -
Interest Paid Thereon	\$ -	\$ -
TOTAL DISBURSEMENTS	\$ 8,518.42	\$ -
CASH BALANCE JUNE 30, 2021	\$ 31,875.58	\$ 17,163.53
Reserve for Warrants Outstanding	\$ -	\$ -
Reserve for Interest on Warrants	\$ -	\$ -
Reserves From Schedule 8	\$ -	\$ -
TOTAL LIABILITES AND RESERVE	\$ -	\$ -
DEFICIT:	\$ -	\$ -
CASH BALANCE FORWARD TO NEXT YEAR	\$ 31,875.58	\$ 17,163.53

Schedule 9: Industrial Development Bond Funds Summary of Expenses				
Total for Expenses	Net Appropriations July 1, 2021	Warrants Issued	Reserves	Approved by County Excise Board
1100 Total Salaries	\$ -	\$ -	\$ -	\$ -
1200 Fringe Benefits	\$ -	\$ -	\$ -	\$ -
1300 Travel Related	\$ -	\$ -	\$ -	\$ -
2000 Total Maintenance & Operations	\$ -	\$ 8,518.42	\$ -	\$ (8,518.42)
4100 Total Machinery & Equipment, Capital Outlay	\$ -	\$ -	\$ -	\$ -
All Other Expenses	\$ -	\$ (8,518.42)	\$ -	\$ 8,518.42
TOTAL EXPENDITURES 2020-21 FISCAL YEAR	\$ -	\$ -	\$ -	\$ -

I.ST-1311

GENERAL GOV'T SALES TAX

Schedule 1: Current Balance Sheet - June 30, 2021	
ASSETS:	
Cash Balances	\$ 81,091.36
Investments	\$ -
TOTAL ASSETS	\$ 81,091.36
LIABILITIES AND RESERVES:	
Warrants Outstanding	\$ 482.80
Reserve for Interest on Warrants	\$ -
Reserves From Schedule 3	\$ 11,175.00
TOTAL LIABILITIES AND RESERVES	\$ 11,657.80
CASH FUND BALANCE JUNE 30, 2021	\$ 69,433.56
TOTAL LIABILITIES, RESERVES AND CASH FUND BALANCE	\$ 81,091.36

Schedule 5: Industrial Development Bond Funds Balance Sheet of Current and All Prior Years		
CURRENT AND ALL PRIOR YEARS	2020-21	PRE-2020
Cash Balance Reported to Excise Board June 30, 2020	\$ -	\$ 151,562.05
Opening Balance from Prior Year	\$ -	\$ -
Cash Fund Balance Transferred Out	\$ -	\$ -
Cash Fund Balance Transferred In	\$ -	\$ -
Adjusted Cash Balance	\$ -	\$ 151,562.05
Ad Valorem Tax Apportioned To Year In Caption	\$ -	\$ -
Sources of Revenue		
9000 Interest, Mortgage Tax	\$ -	\$ -
9100 Local Revenues	\$ -	\$ -
9200 State Revenues	\$ -	\$ -
9300 Federal Revenues	\$ -	\$ -
9400 Miscellaneous Revenues	\$ -	\$ -
9500	\$ -	\$ -
9600 Other Revenues	\$ -	\$ -
9700 School Revenues	\$ -	\$ -
All Other Non-Tax Revenues	\$ -	\$ -
Sales Tax and Sales Tax Interest	\$ -	\$ -
Cash Fund Balance Forward From Preceding Year	\$ 146,982.41	\$ -
Prior Expenditures Recovered	\$ -	\$ -
TOTAL RECEIPTS	\$ 146,982.41	\$ -
TOTAL RECEIPTS AND BALANCE	\$ 146,982.41	\$ 151,562.05
Warrants of Year in Caption	\$ 65,891.05	\$ 4,579.64
Interest Paid Thereon	\$ -	\$ -
TOTAL DISBURSEMENTS	\$ 65,891.05	\$ 4,579.64
CASH BALANCE JUNE 30, 2021	\$ 81,091.36	\$ 146,982.41
Reserve for Warrants Outstanding	\$ 482.80	\$ -
Reserve for Interest on Warrants	\$ -	\$ -
Reserves From Schedule 8	\$ 11,175.00	\$ -
TOTAL LIABILITES AND RESERVE	\$ 11,657.80	\$ -
DEFICIT:	\$ -	\$ -
CASH BALANCE FORWARD TO NEXT YEAR	\$ 69,433.56	\$ 146,982.41

Schedule 9: Industrial Development Bond Funds Summary of Expenses				
Total for Expenses	Net Appropriations July 1, 2021	Warrants Issued	Reserves	Approved by County Excise Board
1100 Total Salaries	\$ -	\$ -	\$ -	\$ -
1200 Fringe Benefits	\$ -	\$ -	\$ -	\$ -
1300 Travel Related	\$ -	\$ -	\$ -	\$ -
2000 Total Maintenance & Operations	\$ -	\$ 66,373.85	\$ 11,175.00	\$ (81,942.97)
4100 Total Machinery & Equipment, Capital Outlay	\$ -	\$ -	\$ -	\$ -
All Other Expenses	\$ -	\$ (66,373.85)	\$ (11,175.00)	\$ 81,942.97
TOTAL EXPENDITURES 2020-21 FISCAL YEAR	\$ -	\$ -	\$ -	\$ -

JAIL SALES TAX COVERING THE PERIOD 7/1/2020 TO 6/30/2021
ESTIMATE OF NEEDS FOR 2021-2022

JAIL SALES TAX

1ST-1315

Schedule 1: Current Balance Sheet - June 30, 2021	
ASSETS:	
Cash Balances	\$ 166,236.42
Investments	\$ -
TOTAL ASSETS	\$ 166,236.42
LIABILITIES AND RESERVES:	
Warrants Outstanding	\$ 75,354.52
Reserve for Interest on Warrants	\$ -
Reserves From Schedule 3	\$ -
TOTAL LIABILITIES AND RESERVES	\$ 75,354.52
CASH FUND BALANCE JUNE 30, 2021	\$ 90,881.90
TOTAL LIABILITIES, RESERVES AND CASH FUND BALANCE	\$ 166,236.42

Schedule 5: Industrial Development Bond Funds Balance Sheet of Current and All Prior Years		
CURRENT AND ALL PRIOR YEARS	2020-21	PRE-2020
Cash Balance Reported to Excise Board June 30, 2020	\$ -	\$ 145,145.76
Opening Balance from Prior Year	\$ -	\$ -
Cash Fund Balance Transferred Out	\$ -	\$ -
Cash Fund Balance Transferred In	\$ -	\$ -
Adjusted Cash Balance	\$ -	\$ 145,145.76
Ad Valorem Tax Apportioned To Year In Caption	\$ -	\$ -
Sources of Revenue		
9000 Interest, Mortgage Tax	\$ -	\$ -
9100 Local Revenues	\$ 2,161.79	\$ -
9200 State Revenues	\$ -	\$ -
9300 Federal Revenues	\$ -	\$ -
9400 Miscellaneous Revenues	\$ -	\$ -
9500	\$ -	\$ -
9600 Other Revenues	\$ -	\$ -
9700 School Revenues	\$ -	\$ -
All Other Non-Tax Revenues	\$ -	\$ -
Sales Tax and Sales Tax Interest	\$ 380,209.29	\$ -
Cash Fund Balance Forward From Preceding Year	\$ 71,904.66	\$ -
Prior Expenditures Recovered	\$ -	\$ -
TOTAL RECEIPTS	\$ 454,275.74	\$ -
TOTAL RECEIPTS AND BALANCE	\$ 454,275.74	\$ 145,145.76
Warrants of Year in Caption	\$ 288,039.32	\$ 73,241.10
Interest Paid Thereon	\$ -	\$ -
TOTAL DISBURSEMENTS	\$ 288,039.32	\$ 73,241.10
CASH BALANCE JUNE 30, 2021	\$ 166,236.42	\$ 71,904.66
Reserve for Warrants Outstanding	\$ 75,354.52	\$ -
Reserve for Interest on Warrants	\$ -	\$ -
Reserves From Schedule 8	\$ -	\$ -
TOTAL LIABILITIES AND RESERVE	\$ 75,354.52	\$ -
DEFICIT:	\$ -	\$ -
CASH BALANCE FORWARD TO NEXT YEAR	\$ 90,881.90	\$ 71,904.66

Schedule 9: Industrial Development Bond Funds Summary of Expenses				
Total for Expenses	Net Appropriations July 1, 2021	Warrants Issued	Reserves	Approved by County Excise Board
1100 Total Salaries	\$ -	\$ 363,393.84	\$ -	\$ (363,393.84)
1200 Fringe Benefits	\$ -	\$ -	\$ -	\$ -
1300 Travel Related	\$ -	\$ -	\$ -	\$ -
2000 Total Maintenance & Operations	\$ -	\$ -	\$ -	\$ -
4100 Total Machinery & Equipment, Capital Outlay	\$ -	\$ -	\$ -	\$ -
All Other Expenses	\$ -	\$ (363,393.84)	\$ -	\$ 363,393.84
TOTAL EXPENDITURES 2020-21 FISCAL YEAR	\$ -	\$ -	\$ -	\$ -

RURAL FIRE SALES TAX COVERING THE PERIOD 7/1/2020 TO 6/30/2021
ESTIMATE OF NEEDS FOR 2021-2022

1ST-1321

RURAL FIRE SALES TAX

Schedule 1: Current Balance Sheet - June 30, 2021	
ASSETS:	
Cash Balances	\$ 823,804.59
Investments	\$ -
TOTAL ASSETS	\$ 823,804.59
LIABILITIES AND RESERVES:	
Warrants Outstanding	\$ 426.10
Reserve for Interest on Warrants	\$ -
Reserves From Schedule 3	\$ 45,844.00
TOTAL LIABILITIES AND RESERVES	\$ 46,270.10
CASH FUND BALANCE JUNE 30, 2021	\$ 777,534.49
TOTAL LIABILITIES, RESERVES AND CASH FUND BALANCE	\$ 823,804.59

Schedule 5: Industrial Development Bond Funds Balance Sheet of Current and All Prior Years		
CURRENT AND ALL PRIOR YEARS	2020-21	PRE-2020
Cash Balance Reported to Excise Board June 30, 2020	\$ -	\$ 814,897.22
Opening Balance from Prior Year	\$ -	\$ -
Cash Fund Balance Transferred Out	\$ -	\$ -
Cash Fund Balance Transferred In	\$ -	\$ -
Adjusted Cash Balance	\$ -	\$ 814,897.22
Ad Valorem Tax Apportioned To Year In Caption	\$ -	\$ -
Sources of Revenue		
9000 Interest, Mortgage Tax	\$ -	\$ -
9100 Local Revenues	\$ -	\$ -
9200 State Revenues	\$ -	\$ -
9300 Federal Revenues	\$ -	\$ -
9400 Miscellaneous Revenues	\$ -	\$ -
9500	\$ -	\$ -
9600 Other Revenues	\$ -	\$ -
9700 School Revenues	\$ -	\$ -
All Other Non-Tax Revenues	\$ -	\$ -
Sales Tax and Sales Tax Interest	\$ 128,320.64	\$ -
Cash Fund Balance Forward From Preceding Year	\$ 771,971.71	\$ -
Prior Expenditures Recovered	\$ -	\$ -
TOTAL RECEIPTS	\$ 900,292.35	\$ -
TOTAL RECEIPTS AND BALANCE	\$ 900,292.35	\$ 814,897.22
Warrants of Year in Caption	\$ 76,487.76	\$ 42,925.51
Interest Paid Thereon	\$ -	\$ -
TOTAL DISBURSEMENTS	\$ 76,487.76	\$ 42,925.51
CASH BALANCE JUNE 30, 2021	\$ 823,804.59	\$ 771,971.71
Reserve for Warrants Outstanding	\$ 426.10	\$ -
Reserve for Interest on Warrants	\$ -	\$ -
Reserves From Schedule 8	\$ 45,844.00	\$ -
TOTAL LIABILITES AND RESERVE	\$ 46,270.10	\$ -
DEFICIT:	\$ -	\$ -
CASH BALANCE FORWARD TO NEXT YEAR	\$ 777,534.49	\$ 771,971.71

Schedule 9: Industrial Development Bond Funds Summary of Expenses				
Total for Expenses	Net Appropriations July 1, 2021	Warrants Issued	Reserves	Approved by County Excise Board
1100 Total Salaries	\$ -	\$ -	\$ -	\$ -
1200 Fringe Benefits	\$ -	\$ -	\$ -	\$ -
1300 Travel Related	\$ -	\$ -	\$ -	\$ -
2000 Total Maintenance & Operations	\$ -	\$ 50,896.62	\$ 22,915.00	\$ (75,580.37)
4100 Total Machinery & Equipment, Capital Outlay	\$ -	\$ 26,017.24	\$ 22,929.00	\$ (84,611.49)
All Other Expenses	\$ -	\$ (76,913.86)	\$ (45,844.00)	\$ 160,191.86
TOTAL EXPENDITURES 2020-21 FISCAL YEAR	\$ -	\$ -	\$ -	\$ -

SENIOR CITIZENS SALES TAX COVERING THE PERIOD 7/1/2020 TO 6/30/2021
ESTIMATE OF NEEDS FOR 2021-2022

IST-1322

SENIOR CITIZENS SALES TAX

Schedule 1: Current Balance Sheet - June 30, 2021	
ASSETS:	
Cash Balances	\$ 144,833.45
Investments	\$ -
TOTAL ASSETS	\$ 144,833.45
LIABILITIES AND RESERVES:	
Warrants Outstanding	\$ 1,179.90
Reserve for Interest on Warrants	\$ -
Reserves From Schedule 3	\$ 5,810.00
TOTAL LIABILITIES AND RESERVES	\$ 6,989.90
CASH FUND BALANCE JUNE 30, 2021	\$ 137,843.55
TOTAL LIABILITIES, RESERVES AND CASH FUND BALANCE	\$ 144,833.45

Schedule 5: Industrial Development Bond Funds Balance Sheet of Current and All Prior Years		
CURRENT AND ALL PRIOR YEARS	2020-21	PRE-2020
Cash Balance Reported to Excise Board June 30, 2020	\$ -	\$ 141,827.23
Opening Balance from Prior Year	\$ -	\$ -
Cash Fund Balance Transferred Out	\$ -	\$ -
Cash Fund Balance Transferred In	\$ -	\$ -
Adjusted Cash Balance	\$ -	\$ 141,827.23
Ad Valorem Tax Apportioned To Year In Caption	\$ -	\$ -
Sources of Revenue		
9000 Interest, Mortgage Tax	\$ -	\$ -
9100 Local Revenues	\$ -	\$ -
9200 State Revenues	\$ -	\$ -
9300 Federal Revenues	\$ -	\$ -
9400 Miscellaneous Revenues	\$ -	\$ -
9500	\$ -	\$ -
9600 Other Revenues	\$ -	\$ -
9700 School Revenues	\$ -	\$ -
All Other Non-Tax Revenues	\$ -	\$ -
Sales Tax and Sales Tax Interest	\$ 42,773.55	\$ -
Cash Fund Balance Forward From Preceding Year	\$ 132,169.06	\$ -
Prior Expenditures Recovered	\$ -	\$ -
TOTAL RECEIPTS	\$ 174,942.61	\$ -
TOTAL RECEIPTS AND BALANCE	\$ 174,942.61	\$ 141,827.23
Warrants of Year in Caption	\$ 30,109.16	\$ 9,658.17
Interest Paid Thereon	\$ -	\$ -
TOTAL DISBURSEMENTS	\$ 30,109.16	\$ 9,658.17
CASH BALANCE JUNE 30, 2021	\$ 144,833.45	\$ 132,169.06
Reserve for Warrants Outstanding	\$ 1,179.90	\$ -
Reserve for Interest on Warrants	\$ -	\$ -
Reserves From Schedule 8	\$ 5,810.00	\$ -
TOTAL LIABILITIES AND RESERVE	\$ 6,989.90	\$ -
DEFICIT:	\$ -	\$ -
CASH BALANCE FORWARD TO NEXT YEAR	\$ 137,843.55	\$ 132,169.06

Schedule 9: Industrial Development Bond Funds Summary of Expenses				
Total for Expenses	Net Appropriations July 1, 2021	Warrants Issued	Reserves	Approved by County Excise Board
1100 Total Salaries	\$ -	\$ -	\$ -	\$ -
1200 Fringe Benefits	\$ -	\$ -	\$ -	\$ -
1300 Travel Related	\$ -	\$ -	\$ -	\$ -
2000 Total Maintenance & Operations	\$ -	\$ 30,390.06	\$ 5,110.00	\$ (37,278.92)
4100 Total Machinery & Equipment, Capital Outlay	\$ -	\$ 899.00	\$ 700.00	\$ (1,599.00)
All Other Expenses	\$ -	\$ (31,289.06)	\$ (5,810.00)	\$ 38,877.92
TOTAL EXPENDITURES 2020-21 FISCAL YEAR	\$ -	\$ -	\$ -	\$ -

1ST-1331

JAIL DEBT PAYMENTS

Schedule 1: Current Balance Sheet - June 30, 2021	
ASSETS:	
Cash Balances	\$ 62,026.11
Investments	\$ -
TOTAL ASSETS	\$ 62,026.11
LIABILITIES AND RESERVES:	
Warrants Outstanding	\$ -
Reserve for Interest on Warrants	\$ -
Reserves From Schedule 3	\$ -
TOTAL LIABILITIES AND RESERVES	\$ -
CASH FUND BALANCE JUNE 30, 2021	\$ 62,026.11
TOTAL LIABILITIES, RESERVES AND CASH FUND BALANCE	\$ 62,026.11

Schedule 5: Industrial Development Bond Funds Balance Sheet of Current and All Prior Years		
CURRENT AND ALL PRIOR YEARS	2020-21	PRE-2020
Cash Balance Reported to Excise Board June 30, 2020	\$ -	\$ 78,152.82
Opening Balance from Prior Year	\$ -	\$ -
Cash Fund Balance Transferred Out	\$ -	\$ -
Cash Fund Balance Transferred In	\$ -	\$ -
Adjusted Cash Balance	\$ -	\$ 78,152.82
Ad Valorem Tax Apportioned To Year In Caption	\$ -	\$ -
Sources of Revenue		
9000 Interest, Mortgage Tax	\$ -	\$ -
9100 Local Revenues	\$ -	\$ -
9200 State Revenues	\$ 148,335.81	\$ -
9300 Federal Revenues	\$ -	\$ -
9400 Miscellaneous Revenues	\$ -	\$ -
9500	\$ -	\$ -
9600 Other Revenues	\$ -	\$ -
9700 School Revenues	\$ -	\$ -
All Other Non-Tax Revenues	\$ -	\$ -
Sales Tax and Sales Tax Interest	\$ 570,313.92	\$ -
Cash Fund Balance Forward From Preceding Year	\$ 78,152.82	\$ -
Prior Expenditures Recovered	\$ -	\$ -
TOTAL RECEIPTS	\$ 796,802.55	\$ -
TOTAL RECEIPTS AND BALANCE	\$ 796,802.55	\$ 78,152.82
Warrants of Year in Caption	\$ 734,776.44	\$ -
Interest Paid Thereon	\$ -	\$ -
TOTAL DISBURSEMENTS	\$ 734,776.44	\$ -
CASH BALANCE JUNE 30, 2021	\$ 62,026.11	\$ 78,152.82
Reserve for Warrants Outstanding	\$ -	\$ -
Reserve for Interest on Warrants	\$ -	\$ -
Reserves From Schedule 8	\$ -	\$ -
TOTAL LIABILITES AND RESERVE	\$ -	\$ -
DEFICIT:	\$ -	\$ -
CASH BALANCE FORWARD TO NEXT YEAR	\$ 62,026.11	\$ 78,152.82

Schedule 9: Industrial Development Bond Funds Summary of Expenses				
Total for Expenses	Net Appropriations July 1, 2021	Warrants Issued	Reserves	Approved by County Excise Board
1100 Total Salaries	\$ -	\$ -	\$ -	\$ -
1200 Fringe Benefits	\$ -	\$ -	\$ -	\$ -
1300 Travel Related	\$ -	\$ -	\$ -	\$ -
2000 Total Maintenance & Operations	\$ -	\$ -	\$ -	\$ -
4100 Total Machinery & Equipment, Capital Outlay	\$ -	\$ -	\$ -	\$ -
All Other Expenses	\$ -	\$ -	\$ -	\$ -
TOTAL EXPENDITURES 2020-21 FISCAL YEAR	\$ -	\$ -	\$ -	\$ -

TOTAL OF EXPENDABLE TRUST FUNDS COVERING THE PERIOD JULY 1, 2020 TO JUNE 30, 2021
ESTIMATE OF NEEDS FOR 2021-2022

EXHIBIT "M" TOTALS

Schedule 1: Current Balance Sheet - June 30, 2021	
ASSETS:	
Cash Balances	\$ 723,663.56
Investments	\$ -
TOTAL ASSETS	\$ 723,663.56
LIABILITIES AND RESERVES:	
Warrants Outstanding	\$ 322.95
Reserve for Interest on Warrants	\$ -
Reserves From Schedule 3	\$ -
TOTAL LIABILITIES AND RESERVES	\$ 322.95
CASH FUND BALANCE JUNE 30, 2021	\$ 723,340.61
TOTAL LIABILITIES, RESERVES AND CASH FUND BALANCE	\$ 723,663.56

Schedule 5: Expendable Trust Funds Balance Sheet of Current and All Prior Years		
CURRENT AND ALL PRIOR YEARS	2020-21	PRE-2020
Cash Balance Reported to Excise Board June 30, 2020	\$ -	\$ 222,469.55
Opening Balance from Prior Year	\$ -	\$ -
Cash Fund Balance Transferred Out	\$ 264,942.84	\$ 129,327.57
Cash Fund Balance Transferred In	\$ 891.18	\$ -
Adjusted Cash Balance	\$ (264,051.66)	\$ 93,141.98
Ad Valorem Tax Apportioned To Year In Caption	\$ 9,164,029.20	\$ -
Sources of Revenue		
9000 Interest, Mortgage Tax	\$ 81,163.69	\$ -
9100 Local Revenues	\$ 1,279,132.03	\$ -
9200 State Revenues	\$ 262,166.58	\$ -
9300 Federal Revenues	\$ -	\$ -
9400 Miscellaneous Revenues	\$ -	\$ -
9500	\$ 7,996.76	\$ -
9600 Other Revenues	\$ -	\$ -
9700 School Revenues	\$ -	\$ -
All Other Non-Tax Revenues	\$ -	\$ -
Sales Tax and Sales Tax Interest	\$ 148,585.93	\$ -
Cash Fund Balance Forward From Preceding Year	\$ 91,226.52	\$ -
Prior Expenditures Recovered	\$ -	\$ -
TOTAL RECEIPTS	\$ 11,034,300.71	\$ -
TOTAL RECEIPTS AND BALANCE	\$ 10,770,249.05	\$ 93,141.98
Warrants of Year in Caption	\$ 10,046,585.49	\$ 1,915.46
Interest Paid Thereon	\$ -	\$ -
TOTAL DISBURSEMENTS	\$ 10,046,585.49	\$ 1,915.46
CASH BALANCE JUNE 30, 2021	\$ 723,663.56	\$ 91,226.52
Reserve for Warrants Outstanding	\$ 322.95	\$ -
Reserve for Interest on Warrants	\$ -	\$ -
Reserves From Schedule 8	\$ -	\$ -
TOTAL LIABILITES AND RESERVE	\$ 322.95	\$ -
DEFICIT:	\$ -	\$ -
CASH BALANCE FORWARD TO NEXT YEAR	\$ 723,340.61	\$ 91,226.52

Schedule 9: Expendable Trust Funds Summary of Expenses				
Total for Expenses	Net Appropriations July 1, 2021	Warrants Issued	Reserves	Approved by County Excise Board
1100 Total Salaries	\$ -	\$ -	\$ -	\$ -
1200 Fringe Benefits	\$ -	\$ -	\$ -	\$ -
1300 Travel Related	\$ -	\$ -	\$ -	\$ -
2005 Total Maintenance & Operations	\$ -	\$ -	\$ -	\$ -
4110 Machinery & Equipment, Capital Outlay	\$ -	\$ -	\$ -	\$ -
All Other Expenses	\$ -	\$ -	\$ -	\$ -
TOTAL EXPENDITURES 2020-21 FISCAL YEAR	\$ -	\$ -	\$ -	\$ -

COURT CLERK REVOLVING COVERING THE PERIOD 7/1/2020 TO 6/30/2021
ESTIMATE OF NEEDS FOR 2021-2022

M-7201

COURT CLERK REVOLVING

Schedule 1: Current Balance Sheet - June 30, 2021	
ASSETS:	
Cash Balances	\$ -
Investments	\$ -
TOTAL ASSETS	\$ -
LIABILITIES AND RESERVES:	
Warrants Outstanding	\$ -
Reserve for Interest on Warrants	\$ -
Reserves From Schedule 3	\$ -
TOTAL LIABILITIES AND RESERVES	\$ -
CASH FUND BALANCE JUNE 30, 2021	\$ -
TOTAL LIABILITIES, RESERVES AND CASH FUND BALANCE	\$ -

Schedule 5: Industrial Development Bond Funds Balance Sheet of Current and All Prior Years		
CURRENT AND ALL PRIOR YEARS	2020-21	PRE-2020
Cash Balance Reported to Excise Board June 30, 2020	\$ -	\$ -
Opening Balance from Prior Year	\$ -	\$ -
Cash Fund Balance Transferred Out	\$ -	\$ -
Cash Fund Balance Transferred In	\$ 891.18	\$ -
Adjusted Cash Balance	\$ 891.18	\$ -
Ad Valorem Tax Apportioned To Year In Caption	\$ -	\$ -
Sources of Revenue		
9000 Interest, Mortgage Tax	\$ -	\$ -
9100 Local Revenues	\$ 411.92	\$ -
9200 State Revenues	\$ -	\$ -
9300 Federal Revenues	\$ -	\$ -
9400 Miscellaneous Revenues	\$ -	\$ -
9500	\$ -	\$ -
9600 Other Revenues	\$ -	\$ -
9700 School Revenues	\$ -	\$ -
All Other Non-Tax Revenues	\$ -	\$ -
Sales Tax and Sales Tax Interest	\$ -	\$ -
Cash Fund Balance Forward From Preceding Year	\$ -	\$ -
Prior Expenditures Recovered	\$ -	\$ -
TOTAL RECEIPTS	\$ 411.92	\$ -
TOTAL RECEIPTS AND BALANCE	\$ 1,303.10	\$ -
Warrants of Year in Caption	\$ 1,303.10	\$ -
Interest Paid Thereon	\$ -	\$ -
TOTAL DISBURSEMENTS	\$ 1,303.10	\$ -
CASH BALANCE JUNE 30, 2021	\$ -	\$ -
Reserve for Warrants Outstanding	\$ -	\$ -
Reserve for Interest on Warrants	\$ -	\$ -
Reserves From Schedule 8	\$ -	\$ -
TOTAL LIABILITES AND RESERVE	\$ -	\$ -
DEFICIT:	\$ -	\$ -
CASH BALANCE FORWARD TO NEXT YEAR	\$ -	\$ -

Schedule 9: Industrial Development Bond Funds Summary of Expenses				
Total for Expenses	Net Appropriations July 1, 2021	Warrants Issued	Reserves	Approved by County Excise Board
1100 Total Salaries	\$ -	\$ 1,303.10	\$ -	\$ -
1200 Fringe Benefits	\$ -	\$ -	\$ -	\$ -
1300 Travel Related	\$ -	\$ -	\$ -	\$ -
2000 Total Maintenance & Operations	\$ -	\$ -	\$ -	\$ -
4100 Total Machinery & Equipment, Capital Outlay	\$ -	\$ -	\$ -	\$ -
All Other Expenses	\$ -	\$ -	\$ -	\$ -
TOTAL EXPENDITURES 2020-21 FISCAL YEAR	\$ -	\$ 1,303.10	\$ -	\$ -

M-7205

LAW LIBRARY

Schedule 1: Current Balance Sheet - June 30, 2021	
ASSETS:	
Cash Balances	\$ 1,316.65
Investments	\$ -
TOTAL ASSETS	\$ 1,316.65
LIABILITIES AND RESERVES:	
Warrants Outstanding	\$ 322.95
Reserve for Interest on Warrants	\$ -
Reserves From Schedule 3	\$ -
TOTAL LIABILITIES AND RESERVES	\$ 322.95
CASH FUND BALANCE JUNE 30, 2021	\$ 993.70
TOTAL LIABILITIES, RESERVES AND CASH FUND BALANCE	\$ 1,316.65

Schedule 5: Industrial Development Bond Funds Balance Sheet of Current and All Prior Years		
CURRENT AND ALL PRIOR YEARS	2020-21	PRE-2020
Cash Balance Reported to Excise Board June 30, 2020	\$ -	\$ 8,182.91
Opening Balance from Prior Year	\$ -	\$ -
Cash Fund Balance Transferred Out	\$ -	\$ -
Cash Fund Balance Transferred In	\$ -	\$ -
Adjusted Cash Balance	\$ -	\$ 8,182.91
Ad Valorem Tax Apportioned To Year In Caption	\$ -	\$ -
Sources of Revenue		
9000 Interest, Mortgage Tax	\$ -	\$ -
9100 Local Revenues	\$ 5,015.50	\$ -
9200 State Revenues	\$ -	\$ -
9300 Federal Revenues	\$ -	\$ -
9400 Miscellaneous Revenues	\$ -	\$ -
9500	\$ -	\$ -
9600 Other Revenues	\$ -	\$ -
9700 School Revenues	\$ -	\$ -
All Other Non-Tax Revenues	\$ -	\$ -
Sales Tax and Sales Tax Interest	\$ -	\$ -
Cash Fund Balance Forward From Preceding Year	\$ 7,859.96	\$ -
Prior Expenditures Recovered	\$ -	\$ -
TOTAL RECEIPTS	\$ 12,875.46	\$ -
TOTAL RECEIPTS AND BALANCE	\$ 12,875.46	\$ 8,182.91
Warrants of Year in Caption	\$ 11,558.81	\$ 322.95
Interest Paid Thereon	\$ -	\$ -
TOTAL DISBURSEMENTS	\$ 11,558.81	\$ 322.95
CASH BALANCE JUNE 30, 2021	\$ 1,316.65	\$ 7,859.96
Reserve for Warrants Outstanding	\$ 322.95	\$ -
Reserve for Interest on Warrants	\$ -	\$ -
Reserves From Schedule 8	\$ -	\$ -
TOTAL LIABILITES AND RESERVE	\$ 322.95	\$ -
DEFICIT:	\$ -	\$ -
CASH BALANCE FORWARD TO NEXT YEAR	\$ 993.70	\$ 7,859.96

Schedule 9: Industrial Development Bond Funds Summary of Expenses				
Total for Expenses	Net Appropriations July 1, 2021	Warrants Issued	Reserves	Approved by County Excise Board
1100 Total Salaries	\$ -	\$ -	\$ -	\$ -
1200 Fringe Benefits	\$ -	\$ -	\$ -	\$ -
1300 Travel Related	\$ -	\$ -	\$ -	\$ -
2000 Total Maintenance & Operations	\$ -	\$ 11,881.76	\$ -	\$ -
4100 Total Machinery & Equipment, Capital Outlay	\$ -	\$ -	\$ -	\$ -
All Other Expenses	\$ -	\$ -	\$ -	\$ -
TOTAL EXPENDITURES 2020-21 FISCAL YEAR	\$ -	\$ 11,881.76	\$ -	\$ -

COURT CLERK PRESERVATION COVERING THE PERIOD 7/1/2020 TO 6/30/2021
ESTIMATE OF NEEDS FOR 2021-2022

M-7210

COURT CLERK PRESERVATION

Schedule 1: Current Balance Sheet - June 30, 2021	
ASSETS:	
Cash Balances	\$ 3,504.25
Investments	\$ -
TOTAL ASSETS	\$ 3,504.25
LIABILITIES AND RESERVES:	
Warrants Outstanding	\$ -
Reserve for Interest on Warrants	\$ -
Reserves From Schedule 3	\$ -
TOTAL LIABILITIES AND RESERVES	\$ -
CASH FUND BALANCE JUNE 30, 2021	\$ 3,504.25
TOTAL LIABILITIES, RESERVES AND CASH FUND BALANCE	\$ 3,504.25

Schedule 5: Industrial Development Bond Funds Balance Sheet of Current and All Prior Years		
CURRENT AND ALL PRIOR YEARS	2020-21	PRE-2020
Cash Balance Reported to Excise Board June 30, 2020	\$ -	\$ 2,604.53
Opening Balance from Prior Year	\$ -	\$ -
Cash Fund Balance Transferred Out	\$ -	\$ -
Cash Fund Balance Transferred In	\$ -	\$ -
Adjusted Cash Balance	\$ -	\$ 2,604.53
Ad Valorem Tax Apportioned To Year In Caption	\$ -	\$ -
Sources of Revenue		
9000 Interest, Mortgage Tax	\$ -	\$ -
9100 Local Revenues	\$ 4,790.46	\$ -
9200 State Revenues	\$ -	\$ -
9300 Federal Revenues	\$ -	\$ -
9400 Miscellaneous Revenues	\$ -	\$ -
9500	\$ -	\$ -
9600 Other Revenues	\$ -	\$ -
9700 School Revenues	\$ -	\$ -
All Other Non-Tax Revenues	\$ -	\$ -
Sales Tax and Sales Tax Interest	\$ -	\$ -
Cash Fund Balance Forward From Preceding Year	\$ 2,604.53	\$ -
Prior Expenditures Recovered	\$ -	\$ -
TOTAL RECEIPTS	\$ 7,394.99	\$ -
TOTAL RECEIPTS AND BALANCE	\$ 7,394.99	\$ 2,604.53
Warrants of Year in Caption	\$ 3,890.74	\$ -
Interest Paid Thereon	\$ -	\$ -
TOTAL DISBURSEMENTS	\$ 3,890.74	\$ -
CASH BALANCE JUNE 30, 2021	\$ 3,504.25	\$ 2,604.53
Reserve for Warrants Outstanding	\$ -	\$ -
Reserve for Interest on Warrants	\$ -	\$ -
Reserves From Schedule 8	\$ -	\$ -
TOTAL LIABILITIES AND RESERVE	\$ -	\$ -
DEFICIT:	\$ -	\$ -
CASH BALANCE FORWARD TO NEXT YEAR	\$ 3,504.25	\$ 2,604.53

Schedule 9: Industrial Development Bond Funds Summary of Expenses				
Total for Expenses	Net Appropriations July 1, 2021	Warrants Issued	Reserves	Approved by County Excise Board
1100 Total Salaries	\$ -	\$ 3,890.74	\$ -	\$ -
1200 Fringe Benefits	\$ -	\$ -	\$ -	\$ -
1300 Travel Related	\$ -	\$ -	\$ -	\$ -
2000 Total Maintenance & Operations	\$ -	\$ -	\$ -	\$ -
4100 Total Machinery & Equipment, Capital Outlay	\$ -	\$ -	\$ -	\$ -
All Other Expenses	\$ -	\$ -	\$ -	\$ -
TOTAL EXPENDITURES 2020-21 FISCAL YEAR	\$ -	\$ 3,890.74	\$ -	\$ -

M-7402

EXCESS RESALE

Schedule 1: Current Balance Sheet - June 30, 2021	
ASSETS:	
Cash Balances	\$ 25,393.37
Investments	\$ -
TOTAL ASSETS	\$ 25,393.37
LIABILITIES AND RESERVES:	
Warrants Outstanding	\$ -
Reserve for Interest on Warrants	\$ -
Reserves From Schedule 3	\$ -
TOTAL LIABILITIES AND RESERVES	\$ -
CASH FUND BALANCE JUNE 30, 2021	\$ 25,393.37
TOTAL LIABILITIES, RESERVES AND CASH FUND BALANCE	\$ 25,393.37

Schedule 5: Industrial Development Bond Funds Balance Sheet of Current and All Prior Years		
CURRENT AND ALL PRIOR YEARS	2020-21	PRE-2020
Cash Balance Reported to Excise Board June 30, 2020	\$ -	\$ 129,327.57
Opening Balance from Prior Year	\$ -	\$ -
Cash Fund Balance Transferred Out	\$ -	\$ 129,327.57
Cash Fund Balance Transferred In	\$ -	\$ -
Adjusted Cash Balance	\$ -	\$ -
Ad Valorem Tax Apportioned To Year In Caption	\$ -	\$ -
Sources of Revenue		
9000 Interest, Mortgage Tax	\$ -	\$ -
9100 Local Revenues	\$ 25,393.37	\$ -
9200 State Revenues	\$ -	\$ -
9300 Federal Revenues	\$ -	\$ -
9400 Miscellaneous Revenues	\$ -	\$ -
9500	\$ -	\$ -
9600 Other Revenues	\$ -	\$ -
9700 School Revenues	\$ -	\$ -
All Other Non-Tax Revenues	\$ -	\$ -
Sales Tax and Sales Tax Interest	\$ -	\$ -
Cash Fund Balance Forward From Preceding Year	\$ -	\$ -
Prior Expenditures Recovered	\$ -	\$ -
TOTAL RECEIPTS	\$ 25,393.37	\$ -
TOTAL RECEIPTS AND BALANCE	\$ 25,393.37	\$ -
Warrants of Year in Caption	\$ -	\$ -
Interest Paid Thereon	\$ -	\$ -
TOTAL DISBURSEMENTS	\$ -	\$ -
CASH BALANCE JUNE 30, 2021	\$ 25,393.37	\$ -
Reserve for Warrants Outstanding	\$ -	\$ -
Reserve for Interest on Warrants	\$ -	\$ -
Reserves From Schedule 8	\$ -	\$ -
TOTAL LIABILITES AND RESERVE	\$ -	\$ -
DEFICIT:	\$ -	\$ -
CASH BALANCE FORWARD TO NEXT YEAR	\$ 25,393.37	\$ -

Schedule 9: Industrial Development Bond Funds Summary of Expenses				
Total for Expenses	Net Appropriations July 1, 2021	Warrants Issued	Reserves	Approved by County Excise Board
1100 Total Salaries	\$ -	\$ -	\$ -	\$ -
1200 Fringe Benefits	\$ -	\$ -	\$ -	\$ -
1300 Travel Related	\$ -	\$ -	\$ -	\$ -
2000 Total Maintenance & Operations	\$ -	\$ -	\$ -	\$ -
4100 Total Machinery & Equipment, Capital Outlay	\$ -	\$ -	\$ -	\$ -
All Other Expenses	\$ -	\$ -	\$ -	\$ -
TOTAL EXPENDITURES 2020-21 FISCAL YEAR	\$ -	\$ -	\$ -	\$ -

INDEPENDENT SCHOOL REMIT COVERING THE PERIOD 7/1/2020 TO 6/30/2021
ESTIMATE OF NEEDS FOR 2021-2022

M-7702

INDEPENDENT SCHOOL REMIT

Schedule 1: Current Balance Sheet - June 30, 2021	
ASSETS:	
Cash Balances	\$ 656,752.99
Investments	\$ -
TOTAL ASSETS	\$ 656,752.99
LIABILITIES AND RESERVES:	
Warrants Outstanding	\$ -
Reserve for Interest on Warrants	\$ -
Reserves From Schedule 3	\$ -
TOTAL LIABILITIES AND RESERVES	\$ -
CASH FUND BALANCE JUNE 30, 2021	\$ 656,752.99
TOTAL LIABILITIES, RESERVES AND CASH FUND BALANCE	\$ 656,752.99

Schedule 5: Industrial Development Bond Funds Balance Sheet of Current and All Prior Years		
CURRENT AND ALL PRIOR YEARS	2020-21	PRE-2020
Cash Balance Reported to Excise Board June 30, 2020	\$ -	\$ 57,046.28
Opening Balance from Prior Year	\$ -	\$ -
Cash Fund Balance Transferred Out	\$ 264,942.84	\$ -
Cash Fund Balance Transferred In	\$ -	\$ -
Adjusted Cash Balance	\$ (264,942.84)	\$ 57,046.28
Ad Valorem Tax Apportioned To Year In Caption	\$ 8,892,019.46	\$ -
Sources of Revenue		
9000 Interest, Mortgage Tax	\$ 81,157.06	\$ -
9100 Local Revenues	\$ 1,200,695.23	\$ -
9200 State Revenues	\$ 797.11	\$ -
9300 Federal Revenues	\$ -	\$ -
9400 Miscellaneous Revenues	\$ -	\$ -
9500	\$ -	\$ -
9600 Other Revenues	\$ -	\$ -
9700 School Revenues	\$ -	\$ -
All Other Non-Tax Revenues	\$ -	\$ -
Sales Tax and Sales Tax Interest	\$ -	\$ -
Cash Fund Balance Forward From Preceding Year	\$ 57,046.28	\$ -
Prior Expenditures Recovered	\$ -	\$ -
TOTAL RECEIPTS	\$ 10,231,715.14	\$ -
TOTAL RECEIPTS AND BALANCE	\$ 9,966,772.30	\$ 57,046.28
Warrants of Year in Caption	\$ 9,310,019.31	\$ -
Interest Paid Thereon	\$ -	\$ -
TOTAL DISBURSEMENTS	\$ 9,310,019.31	\$ -
CASH BALANCE JUNE 30, 2021	\$ 656,752.99	\$ 57,046.28
Reserve for Warrants Outstanding	\$ -	\$ -
Reserve for Interest on Warrants	\$ -	\$ -
Reserves From Schedule 8	\$ -	\$ -
TOTAL LIABILITES AND RESERVE	\$ -	\$ -
DEFICIT:	\$ -	\$ -
CASH BALANCE FORWARD TO NEXT YEAR	\$ 656,752.99	\$ 57,046.28

Schedule 9: Industrial Development Bond Funds Summary of Expenses				
Total for Expenses	Net Appropriations July 1, 2021	Warrants Issued	Reserves	Approved by County Excise Board
1100 Total Salaries	\$ -	\$ -	\$ -	\$ -
1200 Fringe Benefits	\$ -	\$ -	\$ -	\$ -
1300 Travel Related	\$ -	\$ -	\$ -	\$ -
2000 Total Maintenance & Operations	\$ -	\$ -	\$ -	\$ -
4100 Total Machinery & Equipment, Capital Outlay	\$ -	\$ -	\$ -	\$ -
All Other Expenses	\$ -	\$ -	\$ -	\$ -
TOTAL EXPENDITURES 2020-21 FISCAL YEAR	\$ -	\$ -	\$ -	\$ -

M-7703

MUNICIPAL-CITY-TOWN REMIT

Schedule 1: Current Balance Sheet - June 30, 2021	
ASSETS:	
Cash Balances	\$ 28,706.29
Investments	\$ -
TOTAL ASSETS	\$ 28,706.29
LIABILITIES AND RESERVES:	
Warrants Outstanding	\$ -
Reserve for Interest on Warrants	\$ -
Reserves From Schedule 3	\$ -
TOTAL LIABILITIES AND RESERVES	\$ -
CASH FUND BALANCE JUNE 30, 2021	\$ 28,706.29
TOTAL LIABILITIES, RESERVES AND CASH FUND BALANCE	\$ 28,706.29

Schedule 5: Industrial Development Bond Funds Balance Sheet of Current and All Prior Years		
CURRENT AND ALL PRIOR YEARS	2020-21	PRE-2020
Cash Balance Reported to Excise Board June 30, 2020	\$ -	\$ 23,715.75
Opening Balance from Prior Year	\$ -	\$ -
Cash Fund Balance Transferred Out	\$ -	\$ -
Cash Fund Balance Transferred In	\$ -	\$ -
Adjusted Cash Balance	\$ -	\$ 23,715.75
Ad Valorem Tax Apportioned To Year In Caption	\$ -	\$ -
Sources of Revenue		
9000 Interest, Mortgage Tax	\$ 6.63	\$ -
9100 Local Revenues	\$ -	\$ -
9200 State Revenues	\$ 261,341.98	\$ -
9300 Federal Revenues	\$ -	\$ -
9400 Miscellaneous Revenues	\$ -	\$ -
9500	\$ 7,996.76	\$ -
9600 Other Revenues	\$ -	\$ -
9700 School Revenues	\$ -	\$ -
All Other Non-Tax Revenues	\$ -	\$ -
Sales Tax and Sales Tax Interest	\$ -	\$ -
Cash Fund Balance Forward From Preceding Year	\$ 23,715.75	\$ -
Prior Expenditures Recovered	\$ -	\$ -
TOTAL RECEIPTS	\$ 293,061.12	\$ -
TOTAL RECEIPTS AND BALANCE	\$ 293,061.12	\$ 23,715.75
Warrants of Year in Caption	\$ 264,354.83	\$ -
Interest Paid Thereon	\$ -	\$ -
TOTAL DISBURSEMENTS	\$ 264,354.83	\$ -
CASH BALANCE JUNE 30, 2021	\$ 28,706.29	\$ 23,715.75
Reserve for Warrants Outstanding	\$ -	\$ -
Reserve for Interest on Warrants	\$ -	\$ -
Reserves From Schedule 8	\$ -	\$ -
TOTAL LIABILITES AND RESERVE	\$ -	\$ -
DEFICIT:	\$ -	\$ -
CASH BALANCE FORWARD TO NEXT YEAR	\$ 28,706.29	\$ 23,715.75

Schedule 9: Industrial Development Bond Funds Summary of Expenses				
Total for Expenses	Net Appropriations July 1, 2021	Warrants Issued	Reserves	Approved by County Excise Board
1100 Total Salaries	\$ -	\$ -	\$ -	\$ -
1200 Fringe Benefits	\$ -	\$ -	\$ -	\$ -
1300 Travel Related	\$ -	\$ -	\$ -	\$ -
2000 Total Maintenance & Operations	\$ -	\$ -	\$ -	\$ -
4100 Total Machinery & Equipment, Capital Outlay	\$ -	\$ -	\$ -	\$ -
All Other Expenses	\$ -	\$ -	\$ -	\$ -
TOTAL EXPENDITURES 2020-21 FISCAL YEAR	\$ -	\$ -	\$ -	\$ -

M-7704

EMERGENCY MEDICAL SERVICE DISTRICT (EMS-522) REMIT

Schedule 1: Current Balance Sheet - June 30, 2021	
ASSETS:	
Cash Balances	\$ 15.77
Investments	\$ -
TOTAL ASSETS	\$ 15.77
LIABILITIES AND RESERVES:	
Warrants Outstanding	\$ -
Reserve for Interest on Warrants	\$ -
Reserves From Schedule 3	\$ -
TOTAL LIABILITIES AND RESERVES	\$ -
CASH FUND BALANCE JUNE 30, 2021	\$ 15.77
TOTAL LIABILITIES, RESERVES AND CASH FUND BALANCE	\$ 15.77

Schedule 5: Industrial Development Bond Funds Balance Sheet of Current and All Prior Years		
CURRENT AND ALL PRIOR YEARS	2020-21	PRE-2020
Cash Balance Reported to Excise Board June 30, 2020	\$ -	\$ 190.55
Opening Balance from Prior Year	\$ -	\$ -
Cash Fund Balance Transferred Out	\$ -	\$ -
Cash Fund Balance Transferred In	\$ -	\$ -
Adjusted Cash Balance	\$ -	\$ 190.55
Ad Valorem Tax Apportioned To Year In Caption	\$ 18,297.01	\$ -
Sources of Revenue		
9000 Interest, Mortgage Tax	\$ -	\$ -
9100 Local Revenues	\$ 13,351.00	\$ -
9200 State Revenues	\$ 8.14	\$ -
9300 Federal Revenues	\$ -	\$ -
9400 Miscellaneous Revenues	\$ -	\$ -
9500	\$ -	\$ -
9600 Other Revenues	\$ -	\$ -
9700 School Revenues	\$ -	\$ -
All Other Non-Tax Revenues	\$ -	\$ -
Sales Tax and Sales Tax Interest	\$ 148,585.93	\$ -
Cash Fund Balance Forward From Preceding Year	\$ -	\$ -
Prior Expenditures Recovered	\$ -	\$ -
TOTAL RECEIPTS	\$ 180,242.08	\$ -
TOTAL RECEIPTS AND BALANCE	\$ 180,242.08	\$ 190.55
Warrants of Year in Caption	\$ 180,226.31	\$ 190.55
Interest Paid Thereon	\$ -	\$ -
TOTAL DISBURSEMENTS	\$ 180,226.31	\$ 190.55
CASH BALANCE JUNE 30, 2021	\$ 15.77	\$ -
Reserve for Warrants Outstanding	\$ -	\$ -
Reserve for Interest on Warrants	\$ -	\$ -
Reserves From Schedule 8	\$ -	\$ -
TOTAL LIABILITES AND RESERVE	\$ -	\$ -
DEFICIT:	\$ -	\$ -
CASH BALANCE FORWARD TO NEXT YEAR	\$ 15.77	\$ -

Schedule 9: Industrial Development Bond Funds Summary of Expenses				
Total for Expenses	Net Appropriations July 1, 2021	Warrants Issued	Reserves	Approved by County Excise Board
1100 Total Salaries	\$ -	\$ -	\$ -	\$ -
1200 Fringe Benefits	\$ -	\$ -	\$ -	\$ -
1300 Travel Related	\$ -	\$ -	\$ -	\$ -
2000 Total Maintenance & Operations	\$ -	\$ -	\$ -	\$ -
4100 Total Machinery & Equipment, Capital Outlay	\$ -	\$ -	\$ -	\$ -
All Other Expenses	\$ -	\$ -	\$ -	\$ -
TOTAL EXPENDITURES 2020-21 FISCAL YEAR	\$ -	\$ -	\$ -	\$ -

M-7707

LIBRARY REMIT

Schedule 1: Current Balance Sheet - June 30, 2021	
ASSETS:	
Cash Balances	\$ 7,974.24
Investments	\$ -
TOTAL ASSETS	\$ 7,974.24
LIABILITIES AND RESERVES:	
Warrants Outstanding	\$ -
Reserve for Interest on Warrants	\$ -
Reserves From Schedule 3	\$ -
TOTAL LIABILITIES AND RESERVES	\$ -
CASH FUND BALANCE JUNE 30, 2021	\$ 7,974.24
TOTAL LIABILITIES, RESERVES AND CASH FUND BALANCE	\$ 7,974.24

Schedule 5: Industrial Development Bond Funds Balance Sheet of Current and All Prior Years		
CURRENT AND ALL PRIOR YEARS	2020-21	PRE-2020
Cash Balance Reported to Excise Board June 30, 2020	\$ -	\$ 1,401.96
Opening Balance from Prior Year	\$ -	\$ -
Cash Fund Balance Transferred Out	\$ -	\$ -
Cash Fund Balance Transferred In	\$ -	\$ -
Adjusted Cash Balance	\$ -	\$ 1,401.96
Ad Valorem Tax Apportioned To Year In Caption	\$ 253,712.73	\$ -
Sources of Revenue		
9000 Interest, Mortgage Tax	\$ -	\$ -
9100 Local Revenues	\$ 29,474.55	\$ -
9200 State Revenues	\$ 19.35	\$ -
9300 Federal Revenues	\$ -	\$ -
9400 Miscellaneous Revenues	\$ -	\$ -
9500	\$ -	\$ -
9600 Other Revenues	\$ -	\$ -
9700 School Revenues	\$ -	\$ -
All Other Non-Tax Revenues	\$ -	\$ -
Sales Tax and Sales Tax Interest	\$ -	\$ -
Cash Fund Balance Forward From Preceding Year	\$ -	\$ -
Prior Expenditures Recovered	\$ -	\$ -
TOTAL RECEIPTS	\$ 283,206.63	\$ -
TOTAL RECEIPTS AND BALANCE	\$ 283,206.63	\$ 1,401.96
Warrants of Year in Caption	\$ 275,232.39	\$ 1,401.96
Interest Paid Thereon	\$ -	\$ -
TOTAL DISBURSEMENTS	\$ 275,232.39	\$ 1,401.96
CASH BALANCE JUNE 30, 2021	\$ 7,974.24	\$ -
Reserve for Warrants Outstanding	\$ -	\$ -
Reserve for Interest on Warrants	\$ -	\$ -
Reserves From Schedule 8	\$ -	\$ -
TOTAL LIABILITES AND RESERVE	\$ -	\$ -
DEFICIT:	\$ -	\$ -
CASH BALANCE FORWARD TO NEXT YEAR	\$ 7,974.24	\$ -

Schedule 9: Industrial Development Bond Funds Summary of Expenses				
Total for Expenses	Net Appropriations July 1, 2021	Warrants Issued	Reserves	Approved by County Excise Board
1100 Total Salaries	\$ -	\$ -	\$ -	\$ -
1200 Fringe Benefits	\$ -	\$ -	\$ -	\$ -
1300 Travel Related	\$ -	\$ -	\$ -	\$ -
2000 Total Maintenance & Operations	\$ -	\$ -	\$ -	\$ -
4100 Total Machinery & Equipment, Capital Outlay	\$ -	\$ -	\$ -	\$ -
All Other Expenses	\$ -	\$ -	\$ -	\$ -
TOTAL EXPENDITURES 2020-21 FISCAL YEAR	\$ -	\$ -	\$ -	\$ -

Statement of Receipts, Disbursements, and Changes in Cash Balances

County Funds	Beginning Cash Balance July 1	Receipts Apportioned	Transfers In	Transfers Out	Disbursements	Ending Cash Balance June 30
Exhibit A	\$ 1,270,113.61	\$ 2,471,395.99	\$ 0.00	\$ 26,926.91	\$ 2,712,225.06	\$ 1,002,357.63
Exhibit B	\$ 0.00	\$ 0.00	\$ 0.00	\$ 0.00	\$ 0.00	\$ 0.00
Exhibit D	\$ 3,984,315.74	\$ 4,625,576.84	\$ 0.00	\$ 0.00	\$ 4,263,991.59	\$ 4,345,900.99
Exhibit E	\$ 0.00	\$ 0.00	\$ 0.00	\$ 0.00	\$ 0.00	\$ 0.00
Total Exhibit G's	\$ 0.00	\$ 0.00	\$ 0.00	\$ 0.00	\$ 0.00	\$ 0.00
Total Exhibit H's	\$ 0.00	\$ 0.00	\$ 0.00	\$ 0.00	\$ 0.00	\$ 0.00
Total Exhibit I's	\$ 267,475.71	\$ 1,243,838.70	\$ 59,752.00	\$ 0.00	\$ 184,442.70	\$ 1,388,623.63
Total Exhibit I.ST's	\$ 1,952,889.39	\$ 1,485,450.10	\$ 0.00	\$ 0.00	\$ 1,525,431.69	\$ 1,912,907.80
Total Exhibit J's	\$ 0.00	\$ 0.00	\$ 0.00	\$ 0.00	\$ 0.00	\$ 0.00
Total Exhibit K's	\$ 0.00	\$ 0.00	\$ 0.00	\$ 0.00	\$ 0.00	\$ 0.00
Total Exhibit L's	\$ 0.00	\$ 0.00	\$ 0.00	\$ 0.00	\$ 0.00	\$ 0.00
Total Exhibit M's	\$ 222,469.55	\$ 10,943,074.19	\$ 891.18	\$ 394,270.41	\$ 10,048,500.95	\$ 723,663.56

**Calculation of the Maximum Budget available using
the Estimated Valuations, Miscellaneous Revenues, and Carryover**

	General Fund		
	Unrestricted	Sales Tax	Total
General Fund Mill Levy	10.41	0.00	
Total Estimated Assessed Valuation	\$ 150,479,914.00		
Gross Ad Valorem Tax Levy	\$ 1,566,495.90		
Reserve for Delinquency Reserve Percentage 10%	\$ 142,408.72		
Net Ad Valorem Tax Levy	\$ 1,424,087.19		\$ 1,424,087.19
Cash fund balance, June 30	\$ 745,056.38	\$ 104,099.96	\$ 849,156.34
Miscellaneous Revenue	\$ 340,037.53	\$ 0.00	\$ 340,037.53
Total Available for Appropriations	\$ 2,509,181.09	\$ 104,099.96	\$ 2,613,281.05

CERTIFICATE OF EXCISE BOARD
ESTIMATE OF NEEDS FOR 2021-2022

STATE OF OKLAHOMA, COUNTY OF WASHITA

We, the members of the Excise Board of said County and State, do hereby certify that we have examined the foregoing estimates of proposed current expenses for the ensuing fiscal year as filed with the Board of County Commissioners, and those directly under, or in contractual relationship with, the Board of County Commissioners; we have ascertained from the Financial Statements submitted therewith the amount of Surplus Balances of Cash on Hand; we have considered the uncollected ad valorem taxes of the previous year or years; and we have ascertained that the probable Income estimated to be collected from all sources other than ad valorem taxation may reasonably be expected as a revenue for the ensuing fiscal year, and that the same does not exceed 90% of the actual collection from such sources for the previous fiscal year.

In so doing, we have diligently performed the duties imposed upon the Excise Board by 68 O.S. 1991 Section 3007, (1) ascertaining that the financial statements, as to statistics therein contained reflect the true fiscal condition at the close of the fiscal year, or caused the same to be corrected so to show; (2) struck from the estimate of needs so submitted any items not authorized by law and reduced to the sum authorized by law any items restricted by statute as to the amount lawfully expendable therefore; (3) supplemented such estimate, after proper publication, by an estimate of needs prepared by this Excise Board to make provision for mandatory governmental functions where the estimate submitted wholly failed or was deemed inadequate to fulfill the mandate of the Constitutions or of the Legislature; (4) computed the total means available to each fund in the manner provided; and (5) then and only thereafter.

Accordingly, we have and do hereby appropriate the Surplus Balances of Cash on Hand, and the Revenues and Levies hereinafter set forth for each Fund to the several and specific purposes named in such estimates, by each, to the intent and purpose that CONSTITUTIONAL GOVERNMENTAL FUNCTIONS shall be first assured and provided for, and subsequently to provide for Legislative Governmental Functions insofar as to the available Surpluses, Revenues and Levies will permit; and we have provided also that the Levies are in excess of the amount appropriated to needs after deducting the surplus cash balance on hand, and Estimated Revenues other than tax, by the percentage and amount or reserve for delinquent tax as hereinafter set forth, which we have determined in the manner provided by law.

We further certify that we have examined the within statements of account and estimated needs or requirements of the Governing Board of Washita County, in relation to the Sinking Fund or Funds thereof, and after finding the same correct or having caused the same to be corrected pursuant to 68 O. S. 1991 Section 3009, have approved the requirements therefor to fulfill the conditions of Section 26 and 28 of Article 10, Oklahoma Constitution, and have made and certified a tax levy therefor to the extent of the excess of said total requirements over any other legal deduction, including a reserve of caused the same to be corrected pursuant to 68 O. S. 1991 Section 3009, have approved the requirements therefor to fulfill the conditions of Section 26 and 28 of Article 10, Oklahoma Constitution, and have made and certified a tax levy therefor to the extent of the excess of said total requirements over any other legal deduction, including a reserve for delinquent taxes.

CERTIFICATE OF EXCISE BOARD
ESTIMATE OF NEEDS FOR 2021-2022

County Excise Board's Appropriation of Income and Revenue	General Fund	Health Department	Sinking Fund (Exc. Homesteads)
Appropriation Approved & Provision Made	\$ 2,576,407.13	\$ -	\$ -
Appropriation of Revenues	\$ -	\$ -	\$ -
Excess of Assets Over Liabilities	\$ 849,156.34	\$ -	\$ -
Unclaimed Protest Tax Refunds	\$ -	\$ -	\$ -
Revenues Approved by Excise Board	\$ 340,037.53	\$ -	\$ -
Est. Value of Surplus Tax in Process	\$ -	\$ -	\$ -
Sinking Fund Contributions	\$ -	\$ -	\$ -
Surplus Building Fund Cash	\$ -	\$ -	\$ -
Total Other Than 2021 Tax	\$ 1,189,193.87	\$ -	\$ -
Balance Required	\$ 1,387,213.26	\$ -	\$ -
Percent for Delinquency	10.0%	0.0%	0.0%
Added for Delinquency	\$ 138,721.33	\$ -	\$ -
Total Required for 2021 Tax	\$ 1,525,934.59	\$ -	\$ -
Rate of Levy Required and Certified (in Mills)	10.41 ✓	0.00	0.00

We further certify that the net assessed valuation of the Property, subject to ad valorem taxes, after the amount of all Homestead Exemptions have been deducted in the said County as finally equalized and certified by the State Board of Equalization for the current year 2021-2022 is as follows:

VALUATION AND LEVIES EXCLUDING HOMESTEADS				
County	Real	Personal	Public Service	Total
Total Valuation,	\$ 51,778,140.00	\$ 72,376,518.00	\$ 22,428,876.00	\$ 146,583,534.00 ✓

and that the assessed valuations herein certified have been used in computing the rates of mill levies and the proceeds thereof appropriated as aforesaid; and that having ascertained as aforesaid, the aggregate amount to be raised by ad valorem taxation, we thereupon made the levies therefor as provided by law as follows:

10.41
10.41

General Fund: ##### Mills;
Health Dept: 0.00 Mills;
Sinking Fund: 0.00 Mills;
Sub-Total: ##### Mills;

Free Fair Budget Account (Levy Per Applicable Statute)	0.00 Mills;
Free Fair Improvement Budget Account (Net Proceeds of 1.00 Mill)	0.00 Mills;
Free Fair Additional Improvement Budget Account (Net Proceeds of 1.00 Mill)	0.00 Mills;
Library Budget Account (Net Proceeds of 1/2 of 1.00 Mill)	0.00 Mills;
Cooperative County/City-County Library Budget Account (1.00 to 4.00 Mills)	2.08 Mills; ✓
County Cemetery (Prior To Aug. 15, 1933) Budget Account (Net Proceeds of 1/5 of 1.00 Mill)	0.00 Mills;
Public Buildings Budget Account (Not To Exceed 5.00 Mills)	0.00 Mills;
Emergency Medical Service (Not To Exceed 3.00 Mills)	0.00 Mills;
Total County Levies	12.49 ##### Mills;
County Wide Levy For Schools (4.00 Mills)	4.16 Mills; ✓
Total County Wide Levy	16.65 ##### Mills;

and we do hereby order the above levies to be certified forthwith by the Secretary of this Board to the County Assessor of said County, in order that the County Assessor may immediately extend said levies upon the Tax Rolls for the year 2021 without regard to any protest that may be filed against any levies, as required by 68 O. S. 1991, Section 2869.

Dated at _____, Oklahoma, this _____ day of _____, 2021.

 _____ Excise Board Member	 _____ Excise Board Chairman
 _____ Excise Board Member	_____ Excise Board Secretary

Washita County, 75
Statistical Data
2020-2021

Total Valuation		
Total Gross Valuation Real Property	\$	54,621,523.00
Total Homestead Exemption	\$	2,843,383.00
Total Real Property	\$	51,778,140.00
Total Personal Property	\$	72,376,518.00
Total Public Service Property	\$	22,428,876.00
Total Valuation of Property	\$	146,583,534.00

PUBLICATION SHEET - WASHITA COUNTY, OKLAHOMA
 FINANCIAL STATEMENT OF THE VARIOUS FUNDS FOR THE FISCAL YEAR ENDING JUNE 30, 2021, AND ESTIMATE OF NEEDS
 FOR THE FISCAL YEAR ENDING JUNE 30, 2022, OF THE GOVERNING BOARD OF
 WASHITA COUNTY, OKLAHOMA

Exhibit "Z"

Page 67

STATEMENT OF FINANCIAL CONDITION AS OF JUNE 30, 2021	General Fund	Health Fund	Fair Board
ASSETS:			
Cash Balance June 30, 2021	\$ 1,002,107.63	\$ -	\$ -
Investments	\$ -	\$ -	\$ -
TOTAL ASSETS	\$ 1,002,107.63	\$ -	\$ -
LIABILITIES AND RESERVES:			
Warrants Outstanding	\$ 142,615.74	\$ -	\$ -
Reserves for Interest on Warrants	\$ -	\$ -	\$ -
Reserves from Schedule 8	\$ 10,335.55	\$ -	\$ -
TOTAL LIABILITIES AND RESERVES	\$ 152,951.29	\$ -	\$ -
CASH FUND BALANCE (Deficit) JUNE 30, 2021	\$ 849,156.34	\$ -	\$ -
ESTIMATE OF NEEDS FOR FISCAL YEAR ENDING JUNE 30, 2022			
Grand Total Current Expense Needs	\$ 2,576,407.13	\$ -	\$ -
Reserves for Interest on Warrants & Revaluation	\$ -	\$ -	\$ -
Total Required	\$ 2,576,407.13	\$ -	\$ -
FINANCED:			
Cash Fund Balance	\$ 849,156.34	\$ -	\$ -
Revenues Approved by Excise Board	\$ 340,037.53	\$ -	\$ -
Total Deductions	\$ 1,189,193.87	\$ -	\$ -
Balance to Raise from Ad Valorem Tax	\$ 1,387,213.26	\$ -	\$ -

CERTIFICATE - GOVERNING BOARD

STATE OF OKLAHOMA, COUNTY OF WASHITA, ss:

We, the undersigned duly elected, qualified Governing Officers of Washita County, Oklahoma, do hereby certify that at a meeting of the Governing Body of the said County, begun at the time provided by law for Counties and pursuant to the provisions of 68 O.S. 1991 Sec. 3002, the foregoing statement was prepared and is true and correct condition of the Financial Affairs of said County as reflected by the record of the County Clerk and Treasurer. We further certify that the forgoing estimate for current expenses for the fiscal year beginning July 1, 2021, and ending June 30, 2022, as shown are reasonably necessary for the proper conduct of the affairs of the said County, that the Estimate Incometo be derived from sources other than ad valorem taxation does not exceed the lawfully authorized ration of the revenue derived from the same sources during the preceding fiscal year.

[Signature]
 Chairman of Board

[Signature]
 County Clerk



[Signature]
 Commissioner

Subscribed and sworn as before me this
4th day of October, 2022.

[Signature]
 Commissioner

[Signature]
 Notary Public



S. A. & I. No. 2633 (2009)

Current fiscal year

Date Certified

Taxable Year

Valuation

2021-2022

October 14, 2021

2021

146,583,534.00

WASHITA COUNTY TAX LEVIES 2021-2022

FILED

OCT 14 2021

State Auditor & Inspector

Table with columns: UNIT OF TAXATION, SCHOOL DIST, COUNTY (General, Sinking, Library, Common), CITIES & TOWNS (Sinking), EMS (General), SCHOOL DISTRICTS (General, Building, Sinking), VO-TECH # 12 (General, Building), VO-TECH # 2 (General, Building), TOTAL. Rows include Sentinel, Canute, Cordell, Burns Flat-Dill City, Elk City, Merritt, Carnegie, Hydro Eakly, Clinton, Weatherford, Mt. View.

* Common Fund - 4 Mill Levy County Wide Levy for Schools

** Vo-Tech # 12 - Western Technology Center - Burns Flat, Washita Co. Vo-Tech # 2 - Caddo-Kiowa Technology Center - Anadarko, Caddo Co

State of Oklahoma)

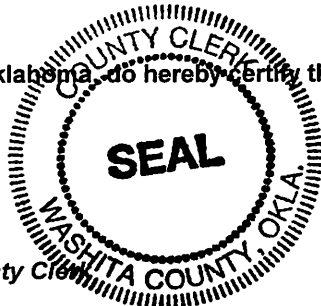
) ss.

County of)

I, Kristen Dowell, County Clerk for Washita County, Oklahoma do hereby certify that the above levies are true and correct for the taxable year 2020.

Witness my hand and seal

October 14, 2021



Handwritten signature of Kristen Dowell

Washita County Clerk

2021 Washita ASSESSOR'S OFFICE REPORT TO THE EXCISE BOARD

DESCRIPTION	DISTRICT	PERSONAL PROPERTY	REAL PROPERTY	PUBLIC SERVICE	TOTAL VALUATION	HOMESTEAD EXEMPTIONS	OTHER EXEMPTIONS	NET VALUATION
J-003 MTVIEWGOTB								
#003 MtViewGotb	109	4,834,523	2,928,340	2,352,119	10,114,982	54,791	37,187	10,023,004
J-003 MTVIEWGOTB TOTAL		4,834,523	2,928,340	2,352,119	10,114,982	54,791	37,187	10,023,004
I-1 SENTINEL								
#1 Sentinel	101	22,759,814	6,278,687	6,425,346	35,463,847	137,333	19,727	35,306,787
#1 SentinelCity	202	285,013	1,789,089	381,277	2,455,379	170,130	34,840	2,250,409
#1 Rocky City	206	100,932	415,725	150,164	666,821	42,765	4,288	619,768
I-1 SENTINEL TOTAL		23,145,759	8,483,501	6,956,787	38,586,047	350,228	58,855	38,176,964
I-10 BURNS FLT-DILL CITY								
#10 BFlat-DiIC	103	4,991,692	4,132,261	3,524,307	12,648,260	147,115	52,341	12,448,804
#10 Dill City	203	82,806	847,749	211,183	1,141,738	100,945	9,314	1,031,479
#10 BFlat City	210	514,162	2,992,266	559,515	4,065,943	199,834	51,898	3,814,211
I-10 BURNS FLT-DILL CITY TOTAL		5,588,660	7,972,276	4,295,005	17,855,941	447,894	113,553	17,294,494
#11 CANUTE								
#11 Canute	105	6,902,527	4,779,880	2,651,297	14,333,704	136,000	37,792	14,159,912
#11 Foss City	204	24,879	282,086	239,122	546,087	29,684	2,602	513,801
#11 Canute City	205	135,489	1,852,795	362,191	2,350,475	141,627	10,755	2,198,093
#11 CANUTE TOTAL		7,062,895	6,914,761	3,252,610	17,230,266	307,311	51,149	16,871,806
#132HYDRO-EAKLY J-11								
#132Hydro-Eakly	113	6,385	45,649	769	52,803	0	0	52,803
#132HYDRO-EAKLY J-11 TOTAL		6,385	45,649	769	52,803	0	0	52,803
J-2 MERRITT								
#2 Merritt #2	5	2,475	1,153	59,372	63,000	0	0	63,000
J-2 MERRITT TOTAL		2,475	1,153	59,372	63,000	0	0	63,000
J-26 WEATHERFORD								
#26 Weatherford	110	1,982,414	1,173,025	15,630	3,171,069	30,000	38,650	3,102,419
J-26 WEATHERFORD TOTAL		1,982,414	1,173,025	15,630	3,171,069	30,000	38,650	3,102,419
J-33 CARNEGIE								
#33 Carnegie	111	143,509	731,489	278,362	1,153,360	25,908	8,630	1,118,822
J-33 CARNEGIE TOTAL		143,509	731,489	278,362	1,153,360	25,908	8,630	1,118,822
J-6 ELK CITY								
#6 Elk City	108	448,258	893,464	696,846	2,038,568	21,764	0	2,016,804
J-6 ELK CITY TOTAL		448,258	893,464	696,846	2,038,568	21,764	0	2,016,804
#78 CORDELL								
#78 Cordell	106	16,716,237	11,063,046	3,171,506	30,950,789	264,084	35,363	30,651,342
#78 CordellCity	201	1,809,258	10,031,472	432,831	12,273,561	589,891	140,830	11,542,840
#78 Bessie City	207	366,525	438,059	215,234	1,019,818	52,704	3,480	963,634
#78 Colony City	23	24,071	377,554	33,646	435,271	25,193	17,473	392,605
#78 Corn City	24	128,521	1,221,177	146,347	1,496,045	95,250	4,764	1,396,031
#78 CORDELL TOTAL		19,044,612	23,131,308	3,999,564	46,175,484	1,027,122	201,910	44,946,452
J-99 CLINTON								
#99 Clinton	112	10,117,028	2,346,557	521,812	12,985,397	63,000	5,431	12,916,966
J-99 CLINTON TOTAL		10,117,028	2,346,557	521,812	12,985,397	63,000	5,431	12,916,966
COUNTY TOTAL ASSESSED		72,376,518	54,621,523	22,428,876	149,426,917	2,328,018	515,365	146,583,534

In accordance with Title 68 O.S. Section 2867 para. D, this Abstract of Valuation is prepared and filed with the County Excise Board showing the assessed valuation of the county by the various school districts and municipal subdivisions.

Submitted August 10, 2021

Kristle Uecker
County Assessor

FILED

OCT 14 2021

State Auditor & Inspector